

EMS List Equipment

Products under \$50

Band 1

Band 2

Band 3



Date: 19-02-2026

EMS Products under \$50

Equipment under the value of \$50 (GST inclusive) will not be provided unless:

- the person is living in residential care, is under 65 and has a lifelong disability.
- the person is unable to pay due to hardship and is receiving either a Special Benefit or Temporary Additional Support from Work and Income. Written confirmation from Work and Income is required to support the application.
- the person is under 16 years old.

NB – all relevant eligibility criteria must also be met.

Table of contents


Ambulatory


Bedroom


Kitchen & living


Manual handling


Toileting


Elbow crutch		Products under \$50	
		Junior forearm crutch for children 6-10 Years Height adjustable Pair	
Assessor accreditations		Request requirements	
<ul style="list-style-type: none"> Walking & Standing 		N/A	
Supplier / brand		Max user weight	Min user weight
Allied Medical Ltd		100kgs	N/A
Ordering code	Supplier ID	Description	Price break
P35	SMBE1070	457-656mm adjustable height	Under \$50


Elbow crutch		Products under \$50	
		Double adjustable Anatomical grip (Pair) 200-270mm adjustable height armband to grip 670-920mm adjustable height handgrip to ground	
Assessor accreditations		Request requirements	
<ul style="list-style-type: none"> Walking & Standing 		N/A	
Supplier / brand		Max user weight	Min user weight
Cubro / Coopers		180kgs	N/A
Ordering code	Supplier ID	Description	Price break
C14	1742	Pair	Under \$50

Elbow crutch		Products under \$50	
		Double adjustable Anatomical grip - Pair 203-280mm adjustable height armband to grip 686-940mm adjustable height handgrip to ground	
Assessor accreditations		Request requirements	
<ul style="list-style-type: none"> Walking & Standing 		N/A	
Supplier / brand		Max user weight	Min user weight
Cubro / Coopers		127kgs	N/A
Ordering code	Supplier ID	Description	Price break
C5	1741	Pair	Under \$50


Quad stick		Products under \$50	
		Four point / pronged base Swan neck 730-960mm Adjustable height	
Assessor accreditations		Request requirements	
• Walking & Standing		N/A	
Supplier / brand		Max user weight	Min user weight
Allied Medical Ltd		110kgs	N/A
Ordering code	Supplier ID	Description	
Q2	MP10501K	Base size 127x178mm - Small	
Q1	MP10502K	Base size 178x279mm - Large	
		Price break	
		Under \$50	
		Under \$50	


Walking stick		Products under \$50	
		Swan neck 760-995mm adjustable height	
Assessor accreditations		Request requirements	
• Walking & Standing		N/A	
Supplier / brand		Max user weight	Min user weight
Cubro / Swan		127kgs	N/A
Ordering code	Supplier ID	Description	
WS1	1706		
		Price break	
		Under \$50	

Walking stick		Products under \$50	
		Crook handle 760-995mm adjustable height	
Assessor accreditations		Request requirements	
• Walking & Standing		N/A	
Supplier / brand		Max user weight	Min user weight
Cubro / Mobilis		127kgs	N/A
Ordering code	Supplier ID	Description	Price break
WS2	1704BL		Under \$50

Walking stick with stability foot		Products under \$50	
		Swan Neck - contour foot 760-995mm adjustable height	
Assessor accreditations		Request requirements	
• Walking & Standing		N/A	
Supplier / brand		Max user weight	Min user weight
Cubro / Swan		127kgs	N/A
Ordering code	Supplier ID	Description	Price break
WS4	1706/1757		Under \$50

Bedroom

Backrest		Products under \$50	
		Webbed back rest	
Assessor accreditations		Request requirements	
• Personal Care & Household Management		N/A	
Supplier / brand		Max user weight	Min user weight
Goldfern Mobility		N/A	N/A
Ordering code	Supplier ID	Description	Price break
B8	GMW-YCH-8001	Manual option	Under \$50


Bed cradle		Products under \$50	
		Blanket cradle for bed 320 overall width 500mm overall length 600mm overall height	
Assessor accreditations		Request requirements	
• Personal Care & Household Management		N/A	
Supplier / brand		Max user weight	Min user weight
Cubro / Viking		N/A	N/A
Ordering code	Supplier ID	Description	Price break
B6	283		Under \$50




Reacher
Magnetic tip

Assessor accreditations		Request requirements		
• Personal Care & Household Management		N/A		
Supplier / brand		Max user weight	Min user weight	
Allied Medical Ltd		N/A	N/A	
Ordering code	Supplier ID	Description		Price break
K10-26	MP30801	600mm		Under \$50
K10-32	MP30804	750mm		Under \$50

Kitchen & living

Cutlery		Products under \$50	
		Supergrip bendable set of 4	
Assessor accreditations		Request requirements	
• Personal Care & Household Management		N/A	
Supplier / brand		Max user weight	Min user weight
AT Therapy Ltd / Suregrip		N/A	N/A
Ordering code	Supplier ID	Description	Price break
K82	ATUS/PAT-A703209		Under \$50

Mug		Products under \$50	
		Clear caring mug 300ml	
Assessor accreditations		Request requirements	
• Personal Care & Household Management		N/A	
Supplier / brand		Max user weight	Min user weight
AT Therapy Ltd		N/A	N/A
Ordering code	Supplier ID	Description	Price break
K79	AD3131		Under \$50





Paediatric cutlery		Products under \$50	
		Caring Cutlery	
Assessor accreditations		Request requirements	
• Personal Care & Household Management		N/A	
Supplier / brand		Max user weight	Min user weight
AT Therapy Ltd / Caring Cutlery		N/A	N/A
Ordering code	Supplier ID	Description	Price break
PI79	ATUK-AA5570	Knife	Under \$50
PI80	ATUK-AA5571	Fork	Under \$50
PI81	ATUK-AA5572	Spoon	Under \$50
PI82	ATUK-AA573R	Right Angle Spoon	Under \$50

Plate		Products under \$50	
		Manoy plate Melamine, oval shape, sloping bottom and high sided end	
Assessor accreditations		Request requirements	
• Personal Care & Household Management		N/A	
Supplier / brand		Max user weight	Min user weight
AT Therapy Ltd		N/A	N/A
Ordering code	Supplier ID	Description	Price break
K85	AD3127	Small (holds 200g)	Under \$50
K86	AD3126	Large (holds 440g)	Under \$50


	<p>Reacher Magnetic tip</p>
---	---------------------------------


Assessor accreditations		Request requirements		
<ul style="list-style-type: none"> Personal Care & Household Management 		N/A		
Supplier / brand		Max user weight	Min user weight	
Allied Medical Ltd		N/A	N/A	
Ordering code	Supplier ID	Description		Price break
K10-26	MP30801	600mm		Under \$50
K10-32	MP30804	750mm		Under \$50

Manual handling

Slide sheets		Products under \$50		
		Slide Sheet 1 metre x 1.5 metres Polyester thread Slippery silicon coating		
Assessor accreditations		Request requirements		
<ul style="list-style-type: none"> Personal Care & Household Management 		N/A		
Supplier / brand		Max user weight	Min user weight	
Multifit Hospital Supplies		N/A	N/A	
Ordering code	Supplier ID	Description		Price break
TB69	MF SS_AMS 1			Under \$50

Toileting

Urinal		Products under \$50	
		Female non-spill urinal High quality plastic urinal bottle with easy to hold handle Autoclavable to 135°C 500ml capacity	
Assessor accreditations		Request requirements	
<ul style="list-style-type: none"> Personal Care & Household Management 		N/A	
Supplier / brand		Max user weight	Min user weight
Cubro / Plaspro		N/A	N/A
Ordering code	Supplier ID	Description	
T6-F	212/D		
			Price break
			Under \$50

Urinal		Products under \$50	
		Male non-spill urinal High quality plastic non spill urinal bottle with easy to hold handle Autoclavable to 135°C 500ml capacity	
Assessor accreditations		Request requirements	
<ul style="list-style-type: none"> Personal Care & Household Management 		N/A	
Supplier / brand		Max user weight	Min user weight
Cubro / Plaspro		N/A	N/A
Ordering code	Supplier ID	Description	
T6	212		
			Price break
			Under \$50

EMS Band 1

Band 1 Substitutes

- Equipment on the Band 1 List may be substituted for a similar product with essentially the same form and function
- Where a substitute item is available from the stores, this will be issued first rather than buying new. As this is an automated process there is no ability to select an exact item.
- If an exact Band 1 item is required and no substitute is acceptable, please complete via a Band 2 application with rationale to ensure exact item.

Table of contents

Ambulatory

Bedroom

Communication assistive technology

Hearing assistive technology

Kitchen & living

Manual handling

Shower & bath

Toileting

Wheelchairs & seating

Walking frame - gutter

Band 1



Adjustable forearm support with Handbrakes
 8inch Castors and Wheels
 630mm overall width
 950-1300mm adjustable height

Assessor accreditations		Request requirements		
• Walking & Standing		N/A		
Supplier / brand		Max user weight	Min user weight	
Tubular Equipment		200kgs	N/A	
Ordering code	Supplier ID	Description		Price break
WF117	EFR1007C8B	Front Castors / Rear wheels & Handbrake		\$1000-\$1500
Accessories				
Ordering code	Supplier ID	Description		Price break
WF118	BSKTEFR88	Basket/tray		\$50-\$250



Adjustable forearm support
 Front castors / rear wheels and Handbrake
 Suitable for indoor use only
 475mm overall width
 800-1250mm adjustable handle height
 150mm (6 inch) Castor and wheels

Assessor accreditations		Request requirements	
• Walking & Standing		N/A	
Supplier / brand		Max user weight	Min user weight
Cubro / Pacer		160kgs	N/A
Ordering code	Supplier ID	Description	Price break
WF115	1905HB	Front castors / rear wheels and Handbrake	\$750-\$1000
Accessories			
Ordering code	Supplier ID	Description	Price break
WF107	1642	Basket/tray	\$50-\$250



Folding
 Lightweight aluminium
 Suitable for indoor use only
 610mm overall width
 790-920mm adjustable height



Assessor accreditations	Request requirements
-------------------------	----------------------

<ul style="list-style-type: none"> • Service accreditation • Walking & Standing 	N/A
---	-----

Supplier / brand	Max user weight	Min user weight
------------------	-----------------	-----------------

Tubular Equipment	160kgs	N/A
-------------------	--------	-----

Ordering code	Supplier ID	Description	Price break	Service accreditation
WF5	AF1101	4 stoppers	\$50-\$250	No
WF6	AF1103G	Front castors / rear glide feet	\$250-\$500	No
WF9	AF1102G	Front wheels / rear glide feet	\$250-\$500	Yes
WF7	AF1103	Front castors / rear stoppers	\$250-\$500	No
WF10	AF1102	Front wheels / rear stoppers	\$50-\$250	No

Accessories

Ordering code	Supplier ID	Description	Price break	Service accreditation
PA26	BSKT8	Basket / tray	\$50-\$250	Yes

Walking frame - rollator

Band 1



Bariatric
Suitable for indoor and outdoor use
735mm overall width
875-980mm adjustable handle height
(7.5 inch) Wheel

Assessor accreditations		Request requirements		
• Walking & Standing		N/A		
Supplier / brand		Max user weight	Min user weight	
Allied Medical Ltd / Maxhealth		226kgs	N/A	
Ordering code	Supplier ID	Description		Price break
WF25	MP10200			\$250-\$300

Walking frame - rollator

Band 1



Heavy Duty
High strength tubing
4 wheels
8" Wheels
610mm overall width
870-980mm adjustable height

Assessor accreditations		Request requirements		
• Walking & Standing		N/A		
Supplier / brand		Max user weight	Min user weight	
Independent Living Service		200kgs	N/A	
Ordering code	Supplier ID	Description		Price break
WF116	ILS-9201M			\$250-\$300



Lightweight
 Aluminum
 Height adjustable seat
 Standard with bag
 Suitable for indoor & outdoor use.
 4 x wheels
8" wheels
 590mm overall width
 545-620mm adjustable seat height
 850-1010mm adjustable handle height

6" wheels
 590mm overall width
 520-590mm adjustable seat height
 815-980m adjustable handle height

6" wheels, low seat
 590mm overall width
 460-500mm adjustable seat height
 745-885m adjustable handle height





Assessor accreditations		Request requirements		
<ul style="list-style-type: none"> • Service accreditation • Walking & Standing 		N/A		
Supplier / brand		Max user weight	Min user weight	
Independent Living Service / Wanaka		136kgs	N/A	
Ordering code	Supplier ID	Description	Price break	Service accreditation
WF40	ILS-9288-6	6" wheels	\$50-\$250	Yes
WF43	ILS-9288S	6" wheels, low seat	\$50-\$250	Yes
WF51	ILS-9288-8	8" wheels	\$50-\$250	Yes
Accessories				
Ordering code	Supplier ID	Description	Price break	Service accreditation
WF49	ILS-9288-TR	Tray	\$50-\$250	Yes



Pacer
 Front castors / rear wheels and handbrake
 Folding
 Standard with basket and tray
 Suitable for indoor use only
 570mm overall width
 755-990mm adjustable handle height



Assessor accreditations			Request requirements	
<ul style="list-style-type: none"> • Service accreditation • Walking & Standing 			N/A	
Supplier / brand			Max user weight	Min user weight
Cubro / Pacer			160kgs	N/A
Ordering code	Supplier ID	Description	Price break	Service accreditation
WF53	1875HB		\$250-\$500	Yes


Bed lever			Band 1	
		Bed Lever flat bottom with anti-entrapment bar, cord and cleat wood base 290mm Width of board 		
Assessor accreditations		Request requirements		
<ul style="list-style-type: none"> • Service accreditation • Personal Care & Household Management 		N/A		
Supplier / brand		Max user weight	Min user weight	
Tastech Services Ltd		150kgs	N/A	
Ordering code	Supplier ID	Description	Price break	Service accreditation
B290	BLF4	Loop height: 550mm, board length: 800mm, board bottom: flat	\$50-\$250	Yes
B289	BLF4-600	Loop height: 550mm, board length: 600mm, board bottom: flat	\$50-\$250	Yes
B291	BL4-600	Loop height: 550mm, board length: 600mm, board bottom: block	\$50-\$250	Yes
B292	BL4	Loop height: 550mm, board length: 800mm, board bottom: block	\$50-\$250	Yes



Single bed troughs
 Set of 3
 Suits single beds that have legs or glides or castor wheels
 90 x 90 mm foot pad
 815-1100 mm adjustable width




Assessor accreditations		Request requirements		
<ul style="list-style-type: none"> • Service accreditation • Personal Care & Household Management 		N/A		
Supplier / brand		Max user weight	Min user weight	
Multifit Hospital Supplies		380kgs	N/A	
Ordering code	Supplier ID	Description	Price break	Service accreditation
K16-50/3	MF 2/2-50/3	50mm	\$250-\$500	Yes
K16-75/3	MF 2/2-75/3	75mm	\$250-\$500	Yes
K16-100/3	MF 2/2-100/3	100mm	\$250-\$500	Yes
K16-150/3	MF 2/2-150/3	150mm	\$250-\$500	Yes



Double bed raiser
 Set of 3
 Suits all sizes of double beds that have legs or glides or castor wheels
 90 x 90 mm foot pad
 150-1700 mm adjustable width
 Standard double to Superking size



Assessor accreditations		Request requirements		
<ul style="list-style-type: none"> • Service accreditation • Personal Care & Household Management 		N/A		
Supplier / brand		Max user weight	Min user weight	
Multifit Hospital Supplies		380kgs	N/A	
Ordering code	Supplier ID	Description	Price break	Service accreditation
K15-50/3	MF 2/4-50/3	50mm height	\$250-\$500	Yes
K15-75/3	MF 2/4-75/3	75mm height	\$250-\$500	Yes
K15-100/3	MF 2/4-100/3	100mm height	\$250-\$500	Yes
K15-150/3	MF 2/4-150/3	150mm height	\$250-\$500	Yes



Double bed raiser
 Set of 2
 Suits all sizes of double beds that have legs, glides or castor wheels
 90 x 90 mm foot pad
 150-1700 mm adjustable width
 Standard double to Superking size



Assessor accreditations		Request requirements		
<ul style="list-style-type: none"> • Service accreditation • Personal Care & Household Management 		N/A		
Supplier / brand		Max user weight	Min user weight	
Multifit Hospital Supplies		380kgs	N/A	
Ordering code	Supplier ID	Description	Price break	Service accreditation
K14-50/2	MF2/4-50/2	50mm	\$250-\$500	Yes
K14-75/2	MF2/4-75/2	75mm	\$250-\$500	Yes
K14-100/2	MF2/4-100/2	100mm	\$250-\$500	Yes
K14-150/2	MF2/4-150/2	150mm	\$250-\$500	Yes



Set of 6
130 x 130 mm size



Assessor accreditations			Request requirements	
<ul style="list-style-type: none"> • Service accreditation • Personal Care & Household Management 			N/A	
Supplier / brand			Max user weight	Min user weight
Tastech Services Ltd			600kgs	N/A
Ordering code	Supplier ID	Description	Price break	Service accreditation
K12-50 6	CB1-6	50mm	\$50-\$250	Yes
K12-75 6	CB2-6	75mm	\$50-\$250	Yes
K12-100 6	CB3-6	100mm	\$50-\$250	Yes
K12-150 6	CB4-6	150mm	\$50-\$250	Yes



Castors
Set of 6
130 x 130 mm size



Assessor accreditations			Request requirements	
<ul style="list-style-type: none"> • Service accreditation • Personal Care & Household Management 			N/A	
Supplier / brand			Max user weight	Min user weight
Tastech Services Ltd			N/A	N/A
Ordering code	Supplier ID	Description	Price break	Service accreditation
K12-50C 6	CB1C-6	50mm	\$50-\$250	Yes
K12-75C 6	CB2C-6	75mm	\$50-\$250	Yes
K12-100C 6	CB3C-6	100mm	\$50-\$250	Yes
K12-150C 6	CB4C-6	150mm	\$50-\$250	Yes



Set of 4
130 x 130 mm size



Assessor accreditations		Request requirements		
<ul style="list-style-type: none"> • Service accreditation • Personal Care & Household Management 		N/A		
Supplier / brand		Max user weight	Min user weight	
Tastech Services Ltd		600kgs	N/A	
Ordering code	Supplier ID	Description	Price break	Service accreditation
K12-50 4	CB1-4	50mm	\$50-\$250	Yes
K12-75 4	CB2-4	75mm	\$50-\$250	Yes
K12-100 4	CB3-4	100mm	\$50-\$250	Yes
K12-150 4	CB4-4	150mm	\$50-\$250	Yes



Castors
Set of 4
130 x 130 mm size



Assessor accreditations			Request requirements	
<ul style="list-style-type: none"> • Service accreditation • Personal Care & Household Management 			N/A	
Supplier / brand			Max user weight	Min user weight
Tastech Services Ltd			600kgs	N/A
Ordering code	Supplier ID	Description	Price break	Service accreditation
K12-50C 4	CB1C-4	50mm	\$50-\$250	Yes
K12-75C 4	CB2C-4	75mm	\$50-\$250	Yes
K12-100C 4	CB3C-4	100mm	\$50-\$250	Yes
K12-150C 4	CB4C-4	150mm	\$50-\$250	Yes

Overbed / chair table

Band 1



Tilt Top U Base
 450 x 750 mm top size
 675-960 mm adjustable height
 110 mm base height
 730 mm inside base width



Assessor accreditations			Request requirements	
<ul style="list-style-type: none"> • Service accreditation • Personal Care & Household Management 			N/A	
Supplier / brand			Max user weight	Min user weight
Cubro / Viking			N/A	N/A
Ordering code	Supplier ID	Description	Price break	Service accreditation
B259	575		\$250-\$300	Yes

Overbed pole

Band 1



Freestanding over bed pole
 1785 mm height
 885 mm min handle height




Assessor accreditations			Request requirements	
<ul style="list-style-type: none"> • Service accreditation • Personal Care & Household Management 			N/A	
Supplier / brand			Max user weight	Min user weight
Superquip			120kgs	N/A
Ordering code	Supplier ID	Description	Price break	Service accreditation
B4	070		\$250-\$500	Yes




Tilt top H Base
 380 x 800 mm top size
 760-1050 mm adjustable height





Assessor accreditations			Request requirements	
<ul style="list-style-type: none"> • Service accreditation • Personal Care & Household Management 			N/A	
Supplier / brand			Max user weight	Min user weight
Invacare			N/A	N/A
Ordering code	Supplier ID	Description	Price break	Service accreditation
B17	6418		\$50-\$250	Yes


Artificial larynges			Band 1
		Electrolarynx TruTone EMOTE	
Assessor accreditations		Request requirements	
<ul style="list-style-type: none"> Communication Assistive Technology (Artificial Larynges) 		N/A	
Supplier / brand		Max user weight	Min user weight
Atos Medical		N/A	N/A
Ordering code	Supplier ID	Description	Price break
CM11	7439		Over \$1000

Hearing assistive technology

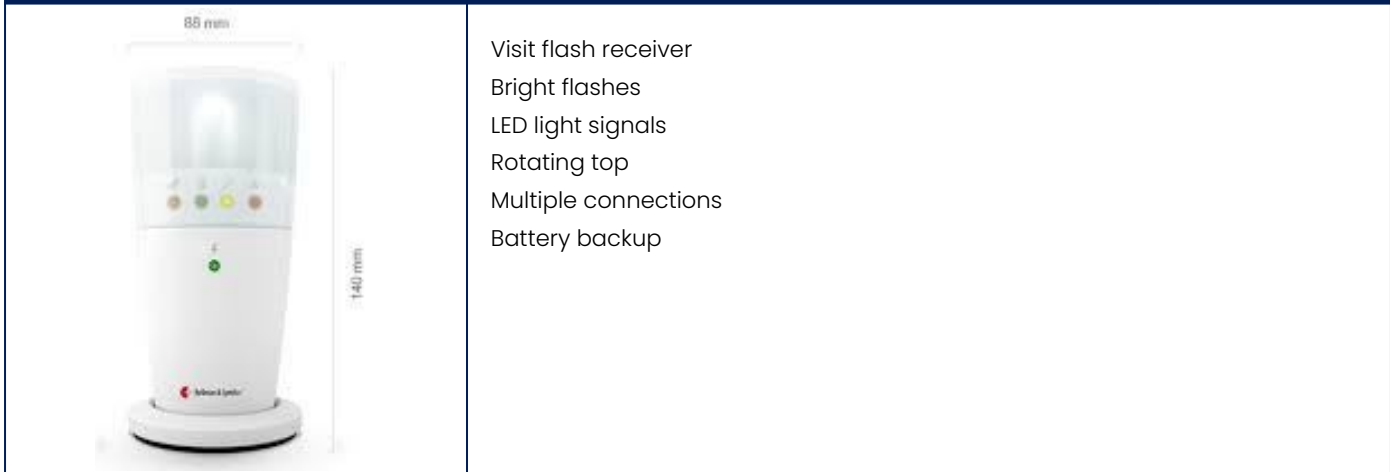
Alarm clock			Band 1
		<p>Visit alarm clock with wireless receiver and shaker</p> <p>Includes charger</p> <p>Loud alarm gradually increases to over 100dB</p> <p>Four bright flashing LED lights</p> <p>Powerful vibration</p> <p>Night light beacon</p> <p>Backup battery during power loss</p>	
Assessor accreditations		Request requirements	
<ul style="list-style-type: none"> Hearing Assistive Technology 		N/A	
Supplier / brand		Max user weight	Min user weight
Reid Technology / Bellman		N/A	N/A
Ordering code	Supplier ID	Description	
CM12	BEI380		
			Price break
			\$250-\$500

Baby monitor and transmitter			Band 1
		<p>Visit baby monitor</p> <p>Baby cry transmitter</p> <p>Up to 250m operating range</p> <p>Adjustable sensitivity and delay</p> <p>Tamper resistant</p> <p>Optional contact mat</p> <p>No complicated menus to navigate</p>	
Assessor accreditations		Request requirements	
<ul style="list-style-type: none"> Hearing Assistive Technology 		N/A	
Supplier / brand		Max user weight	Min user weight
Reid Technology / Bellman		N/A	N/A
Ordering code	Supplier ID	Description	
CM4	BMI491		
			Price break
			\$50-\$250

Bed / pillow shaker			Band 1	
		Bed / pillow shaker Powerful vibrations - wakes even heavy sleepers Anti-Slip surface - stays in place when it vibrates Safe to use - operates at a low voltage Compatibility - with all Visit receivers		
Assessor accreditations		Request requirements		
• Hearing Assistive Technology		N/A		
Supplier / brand		Max user weight	Min user weight	
Reid Technology / Bellman		N/A	N/A	
Ordering code	Supplier ID	Description		Price break
CM3	BE1270			\$50-\$250

Door alarm and transmitter			Band 1	
		Visit wireless doorbell Push button door / alarm transmitter Up to 250m operating range Use as a doorbell or a personal alarm Lightweight & durable Customisable signal Long lasting power		
Assessor accreditations		Request requirements		
• Hearing Assistive Technology		N/A		
Supplier / brand		Max user weight	Min user weight	
Reid Technology / Bellman		N/A	N/A	
Ordering code	Supplier ID	Description		Price break
CM2	BE1240			\$50-\$250

Flash receiver **Band 1**



Visit flash receiver
 Bright flashes
 LED light signals
 Rotating top
 Multiple connections
 Battery backup

Assessor accreditations		Request requirements	
• Hearing Assistive Technology		N/A	
Supplier / brand		Max user weight	Min user weight
Reid Technology / Bellman		N/A	N/A
Ordering code	Supplier ID	Description	
CM7	BE1442		
			Price break
			\$250-\$500

Pager receiver **Band 1**




Visit pager receiver
 Non-intrusive vibration
 Coloured lights and vibration patterns
 Lightweight and portable
 Adjustable radio key
 Optional charger


Assessor accreditations		Request requirements	
• Hearing Assistive Technology		N/A	
Supplier / brand		Max user weight	Min user weight
Reid Technology / Bellman		N/A	N/A
Ordering code	Supplier ID	Description	
CM8	BE1230		
			Price break
			\$250-\$500


Accessories			
Ordering code	Supplier ID	Description	Price break
CM9	BE1260	Charger	\$250-\$500

Portable receiver		Band 1		
		<p>Visit portable receiver (mains/battery powered) Use mains power when in use with a pillow shaker (comes with power supply) Adjustable sound up to 93dB Uses LEDs and sound signatures Long lasting power Easy setup Bed shaker or speaker outlet</p>		
Assessor accreditations		Request requirements		
• Hearing Assistive Technology		N/A		
Supplier / brand		Max user weight	Min user weight	
Reid Technology / Bellman		N/A	N/A	
Ordering code	Supplier ID	Description		Price break
CM6	BE1033-KIT			\$250-\$500

Smoke alarm		Band 1		
		RadioliNK Smoke Alarm		
Assessor accreditations		Request requirements		
• Hearing Assistive Technology		N/A		
Supplier / brand		Max user weight	Min user weight	
National Fire & Security / EI Electronics		N/A	N/A	
Ordering code	Supplier ID	Description		Price break
CM17	EIB650ICRF			\$50-\$250

Smoke alarm controller			Band 1
		Radiolink Alarm Controller Long life power Wireless, can be wall mounted or free standing Intuitive remove controller Compatible with fire and carbon monoxide alarm systems	
Assessor accreditations		Request requirements	
<ul style="list-style-type: none"> Hearing Assistive Technology 		N/A	
Supplier / brand		Max user weight	Min user weight
National Fire & Security / Brooks		N/A	N/A
Ordering code	Supplier ID	Description	Price break
CM15	EIB450		\$50-\$250

Smoke alarm transmitter			Band 1
		Visit Smoke Alarm Sealed, non-replaceable, 10 Year Lithium Battery.	
Assessor accreditations		Request requirements	
<ul style="list-style-type: none"> Hearing Assistive Technology 		N/A	
Supplier / brand		Max user weight	Min user weight
Reid Technology / Bellman		N/A	N/A
Ordering code	Supplier ID	Description	Price break
CM14	BE1289		\$250-\$500

Strobe light			Band 1
		Radiolink Strobe Light only Strobe unit, runs on mains power with built in rechargeable battery Designed for daytime rooms as a visual indicator Standalone unit designed for use with bases, alarms and accessories Wireless interconnection	
Assessor accreditations		Request requirements	
<ul style="list-style-type: none"> Hearing Assistive Technology 		N/A	
Supplier / brand		Max user weight	Min user weight
National Fire & Security / Brooks		N/A	N/A
Ordering code	Supplier ID	Description	Price break
CM18	EIB171RFAU		\$250-\$500

Strobe light / vibrating pad

Band 1



RadiolINK Strobe Light & Vibration Pad Module

Note: At least one smoke/fire/heat alarm is required to make this operational

Assessor accreditations		Request requirements		
• Hearing Assistive Technology		N/A		
Supplier / brand		Max user weight	Min user weight	
National Fire & Security / Brooks		N/A	N/A	
Ordering code	Supplier ID	Description		Price break
CM16	EIB170RFAU			\$250-\$500

Telephone transmitter

Band 1



Visit telephone transmitter

Reliable transmission - up to 250m operating range

Flexible - can detect incoming calls from landlines and incoming calls and texts from all mobile phones

Customisable signal - choose an individual alert for each trigger

Battery operated - uses 2 x AA Alkaline batteries - no mains power required

Assessor accreditations		Request requirements		
• Hearing Assistive Technology		N/A		
Supplier / brand		Max user weight	Min user weight	
Reid Technology / Bellman		N/A	N/A	
Ordering code	Supplier ID	Description		Price break
CM13	BE1431			\$50-\$250



RadiolINK Vibration Pad only
 Vibrating pillow pad designed for use with alarms
 Plugs into alarm kit using socket plug supplied
 Additional warning where more than one vibrating pillow pad is needed

Assessor accreditations		Request requirements		
• Hearing Assistive Technology		N/A		
Supplier / brand		Max user weight	Min user weight	
National Fire & Security / Brooks		N/A	N/A	
Ordering code	Supplier ID	Description		Price break
CM19	EIB174			\$50-\$250

Chair / bed blocks			Band 1	
			Set of 6 130 x 130 mm size 	
Assessor accreditations			Request requirements	
<ul style="list-style-type: none"> • Service accreditation • Personal Care & Household Management 			N/A	
Supplier / brand			Max user weight	Min user weight
Tastech Services Ltd			600kgs	N/A
Ordering code	Supplier ID	Description	Price break	Service accreditation
K12-50 6	CB1-6	50mm	\$50-\$250	Yes
K12-75 6	CB2-6	75mm	\$50-\$250	Yes
K12-100 6	CB3-6	100mm	\$50-\$250	Yes
K12-150 6	CB4-6	150mm	\$50-\$250	Yes



Castors
Set of 6
130 x 130 mm size



Assessor accreditations			Request requirements	
<ul style="list-style-type: none"> • Service accreditation • Personal Care & Household Management 			N/A	
Supplier / brand			Max user weight	Min user weight
Tastech Services Ltd			N/A	N/A
Ordering code	Supplier ID	Description	Price break	Service accreditation
K12-50C 6	CB1C-6	50mm	\$50-\$250	Yes
K12-75C 6	CB2C-6	75mm	\$50-\$250	Yes
K12-100C 6	CB3C-6	100mm	\$50-\$250	Yes
K12-150C 6	CB4C-6	150mm	\$50-\$250	Yes



Set of 4
130 x 130 mm size




Assessor accreditations		Request requirements		
<ul style="list-style-type: none"> • Service accreditation • Personal Care & Household Management 		N/A		
Supplier / brand		Max user weight	Min user weight	
Tastech Services Ltd		600kgs	N/A	
Ordering code	Supplier ID	Description	Price break	Service accreditation
K12-50 4	CB1-4	50mm	\$50-\$250	Yes
K12-75 4	CB2-4	75mm	\$50-\$250	Yes
K12-100 4	CB3-4	100mm	\$50-\$250	Yes
K12-150 4	CB4-4	150mm	\$50-\$250	Yes



Castors
Set of 4
130 x 130 mm size



Assessor accreditations			Request requirements	
<ul style="list-style-type: none"> • Service accreditation • Personal Care & Household Management 			N/A	
Supplier / brand			Max user weight	Min user weight
Tastech Services Ltd			600kgs	N/A
Ordering code	Supplier ID	Description	Price break	Service accreditation
K12-50C 4	CB1C-4	50mm	\$50-\$250	Yes
K12-75C 4	CB2C-4	75mm	\$50-\$250	Yes
K12-100C 4	CB3C-4	100mm	\$50-\$250	Yes
K12-150C 4	CB4C-4	150mm	\$50-\$250	Yes



Lazy Boy Style
 Suits LazyBoy style chair which have wooden runners that extend past the rear of the chair base
 485-710mm adjustable width
 530-885mm adjustable length



Assessor accreditations		Request requirements		
<ul style="list-style-type: none"> • Service accreditation • Personal Care & Household Management 		N/A		
Supplier / brand		Max user weight	Min user weight	
Multifit Hospital Supplies		380kgs	N/A	
Ordering code	Supplier ID	Description	Price break	Service accreditation
K2-50	MF 1/3-50	Height: 50mm	\$250-\$500	Yes
K2-75	MF 1/3-75	Height: 75mm	\$250-\$500	Yes
K2-100	MF 1/3-100	Height: 100mm	\$250-\$500	Yes
K2-150	MF 1/3-150	Height: 150mm	\$250-\$500	Yes



Standard Chair
 Suits most square shape lounge chairs
 438-816mm adjustable width
 528-873mm adjustable length



Assessor accreditations		Request requirements		
<ul style="list-style-type: none"> • Service accreditation • Personal Care & Household Management 		N/A		
Supplier / brand		Max user weight	Min user weight	
Multifit Hospital Supplies		380kgs	N/A	
Ordering code	Supplier ID	Description	Price break	Service accreditation
K1-50	MF 1/1-50	Height: 50mm	\$50-\$250	Yes
K1-75	MF 1/1-75	Height: 75mm	\$50-\$250	Yes
K1-100	MF 1/1-100	Height: 100mm	\$50-\$250	Yes
K1-150	MF 1/1-150	Height: 150mm	\$50-\$250	Yes

Chair raiser platform

Band 1




Big Softie Style
Suits most rocking/recliner chairs that have a steel tube base
485-710mm adjustable width
530-885mm adjustable length



Assessor accreditations			Request requirements	
<ul style="list-style-type: none"> Service accreditation Personal Care & Household Management 			N/A	
Supplier / brand			Max user weight	Min user weight
Multifit Hospital Supplies			380kgs	N/A
Ordering code	Supplier ID	Description	Price break	Service accreditation
K13-50	MF1/7-50	50mm	\$250-\$500	Yes
K13-75	MF1/7-75	75mm	\$250-\$500	Yes
K13-100	MF1/7-100	100mm	\$250-\$500	Yes
K13-150	MF1/7-150	150mm	\$250-\$500	Yes

Cushion

Band 1



Komfit Cushion
Maximum user weight 95kg

Assessor accreditations			Request requirements	
<ul style="list-style-type: none"> Wheeled Mobility & Postural Management (Level 1 & provisional) Wheeled Mobility & Postural Management (Level 2 & provisional) 			N/A	
Supplier / brand			Max user weight	Min user weight
Permobil / Komfit			95kgs	N/A
Ordering code	Supplier ID	Description	Price break	
CU289	CU499	Size: 12x12	\$50-\$250	
CU17	CU500	Size: 14x14	\$50-\$250	
CU18	CU502	Size: 16x16	\$50-\$250	
CU21	CU505	Size: 18x18	\$50-\$250	

Cushion System France

Band 1



Anti-slip cover base to avoid sliding of the cushion from the wheelchair seat base
 Handle for easier lifting
 Breathable, anti-bacterial, anti-germ, anti-fungal and hypoallergenic

Assessor accreditations		Request requirements	
<ul style="list-style-type: none"> Wheeled Mobility & Postural Management (Level 1 & provisional) Wheeled Mobility & Postural Management (Level 2 & provisional) 		N/A	
Supplier / brand		Max user weight	Min user weight
Cubro / System		150kgs	N/A
Ordering code	Supplier ID	Description	Price break
CU290	XP37ICB	12x12in, max user weight: 50kg	\$50-\$250
CU291	XP37ICC	14x14in, max user weight: 50kg	\$50-\$250
CU24	XP37IC	16x16in, max user weight: 110kg	\$50-\$250
CU30	XP37IL	18x18in, max user weight: 150kg	\$50-\$250

Feeding ADL

Band 1



Pigeon feeder
 2 teats included - 1 x large, 1 x small
 240ml

Assessor accreditations		Request requirements	
<ul style="list-style-type: none"> Communication Assistive Technology (Level 1 & provisional) Communication Assistive Technology (Level 2 & provisional) 		N/A	
Supplier / brand		Max user weight	Min user weight
Zabonne		N/A	N/A
Ordering code	Supplier ID	Description	Price break
P167	FD-PB-CP		Under \$50
Accessories			
Ordering code	Supplier ID	Description	Price break
P168	FD-PN-CP	Pigeon teat small	Under \$50
P171	FD-PN-REG	Pigeon teat regular	Under \$50



Haberman feeder
Includes 2 teats
150ml

Assessor accreditations		Request requirements		
<ul style="list-style-type: none"> • Communication Assistive Technology (Level 1 & provisional) • Communication Assistive Technology (Level 2 & provisional) 		N/A		
Supplier / brand		Max user weight	Min user weight	
Zabonne		N/A	N/A	
Ordering code	Supplier ID	Description		Price break
P152	FD-HF			\$50-\$250
Accessories				
Ordering code	Supplier ID	Description		Price break
P153	FD-HT	Haberman teat		Under \$50



Wooden chair with adjustable seat and footrest
830x480x560mm

Assessor accreditations		Request requirements		
<ul style="list-style-type: none"> Personal Care & Household Management 		N/A		
Supplier / brand		Max user weight	Min user weight	
Viking Imports Ltd / DanChair		15kgs	N/A	
Ordering code	Supplier ID	Description		Price break
P49	DanChair	830x480x560mm		\$250-\$500

Accessories			
Ordering code	Supplier ID	Description	Price break
P154	DANCHAIR TRAY	Large Tray	\$250-\$500
P155	DANCHAIR LARGE SEAT	Seat/Footrest w Large Hip Groin Strap	\$250-\$500
P156	DANCHAIR PLATFORM	Platform with Legs	\$250-\$500
P172	Platform without Legs	DCLGFOOTPLATE/ PLATFORM (Note: Platform without Legs must be used in conjunction with Platform with Legs for stability)	\$250-\$500



Kitchen Trolley with handle

430mm width
 430mm depth
 870mm height
 Max weight on tray 30kgs

Kitchen trolley without handle

430mm width
 430mm depth
 810mm height
 Max weight on tray 30kgs



Assessor accreditations		Request requirements		
<ul style="list-style-type: none"> • Service accreditation • Personal Care & Household Management 		N/A		
Supplier / brand		Max user weight	Min user weight	
Tastech Services Ltd		N/A	N/A	
Ordering code	Supplier ID	Description	Price break	Service accreditation
K8	RTI	Without handle, 810mm height	\$50-\$250	Yes
K8-H	RTIH	With handle, 870mm height	\$50-\$250	Yes

Kitchen trolley

Band 1



Kitchen Trolley
Adjustable Height
465mm width
490mm length
785-935mm adjustable height



Assessor accreditations			Request requirements	
<ul style="list-style-type: none"> • Service accreditation • Personal Care & Household Management 			N/A	
Supplier / brand			Max user weight	Min user weight
Cubro / Chevron			10kgs	N/A
Ordering code	Supplier ID	Description	Price break	Service accreditation
K11	290		\$50-\$250	Yes

Perching stool with arms

Band 1



Adjustable height
With Arms and Back
320mm seat width
885mm min handle height



Assessor accreditations			Request requirements	
<ul style="list-style-type: none"> • Service accreditation • Personal Care & Household Management 			N/A	
Supplier / brand			Max user weight	Min user weight
Allied Medical Ltd / Maxhealth			150kgs	N/A
Ordering code	Supplier ID	Description	Price break	Service accreditation
K9	AML30305		\$50-\$250	Yes

Sofa raiser

Band 1



Set of 2
 Fits any standard sofa that has legs, glides or castor wheels
 90x90mm foot pad size
 624-900mm adjustable width



Assessor accreditations			Request requirements	
<ul style="list-style-type: none"> Service accreditation Personal Care & Household Management 			N/A	
Supplier / brand			Max user weight	Min user weight
Multifit Hospital Supplies			380kgs	N/A
Ordering code	Supplier ID	Description	Price break	Service accreditation
K3-50/2	MF 2/1-50/2	Height: 50mm	\$250-\$500	Yes
K3-75/2	MF 2/1-75/2	Height: 75mm	\$250-\$500	Yes
K3-100/2	MF 2/1-100/2	Height: 100mm	\$250-\$500	Yes
K3-150/2	MF 2/1-150/2	Height: 150mm	\$250-\$500	Yes

Step with handle

Band 1



Bath step adjustable height
 Rust free aluminium
 Non slip mat
 450x320mm step size
 200-250mm platform height
 1050-1100mm handle height

Assessor accreditations			Request requirements	
<ul style="list-style-type: none"> Personal Care & Household Management 			N/A	
Supplier / brand			Max user weight	Min user weight
Goldfern Mobility			130kgs	N/A
Ordering code	Supplier ID	Description	Price break	
K4	GM-HMP-8335		\$50-\$250	

Step with handle

Band 1



Bath step Fixed Height
Rust Free Aluminum
Non slip mat
450x320mm step size
Height 140mm



Assessor accreditations			Request requirements	
<ul style="list-style-type: none"> Service accreditation Personal Care & Household Management 			N/A	
Supplier / brand			Max user weight	Min user weight
Goldfern Mobility			180kgs	N/A
Ordering code	Supplier ID	Description	Price break	Service accreditation
S13	GM-HMP-8333	With handle	\$50-\$250	Yes
S1	GM-HMP-8334	Without handle	\$50-\$250	Yes

Utility chair


Band 1





Rehab chair
Multi purpose
430 - 580mm adjustable height
440mm width between arms
430mm seat width
440mm seat depth

Assessor accreditations			Request requirements	
<ul style="list-style-type: none"> Personal Care & Household Management 			N/A	
Supplier / brand			Max user weight	Min user weight
Cubro / Viking			200kgs	N/A
Ordering code	Supplier ID	Description	Price break	
K5-U	609S		\$250-\$500	

Manual handling

Transfer belt			Band 1
		Medium 9 handles both vertical and horizontal 700 / 1200mm length	
Assessor accreditations		Request requirements	
<ul style="list-style-type: none"> Personal Care & Household Management 		N/A	
Supplier / brand		Max user weight	Min user weight
USL Medical / RoMedic		170kgs	N/A
Ordering code	Supplier ID	Description	
TB2	6004		
			Price break
			\$50-\$250

Transfer belt			Band 1
		Large 11 handles both vertical and horizontal 1000 / 1600mm length	
Assessor accreditations		Request requirements	
<ul style="list-style-type: none"> Personal Care & Household Management 		N/A	
Supplier / brand		Max user weight	Min user weight
USL Medical / RoMedic		N/A	N/A
Ordering code	Supplier ID	Description	
TB3	6005		
			Price break
			\$50-\$250



Transfer belt			Band 1
		Small 7 handles both vertical and horizontal 600 / 1000mm length	
Assessor accreditations		Request requirements	
<ul style="list-style-type: none"> Personal Care & Household Management 		N/A	
Supplier / brand		Max user weight	Min user weight
USL Medical / RoMedic		170kgs	N/A
Ordering code	Supplier ID	Description	
TB1	6003		
			Price break
			\$50-\$250





Plastic construction
 Curved board
 660mm long
 200mm wide

Assessor accreditations		Request requirements		
• Personal Care & Household Management		N/A		
Supplier / brand		Max user weight	Min user weight	
Tastech Services Ltd		110kgs	N/A	
Ordering code	Supplier ID	Description		Price break
TB68	TBP2			\$50-\$250

Shower & bath

Bath board			Band 1	
		Bath Board Plastic Construction 350mm Board Width		
				
Assessor accreditations		Request requirements		
<ul style="list-style-type: none"> • Service accreditation • Personal Care & Household Management 		N/A		
Supplier / brand		Max user weight	Min user weight	
Allied Medical Ltd / Maxhealth		200kgs	N/A	
Ordering code	Supplier ID	Description	Price break	Service accreditation
S2	MP20301	Size: 690mm x 395mm	\$50-\$250	Yes
S4	MP32031	Size: 740mm x 432mm	\$50-\$250	Yes

Bath chair			Band 1
		Shower / bath system with chest strap and cover	
Assessor accreditations		Request requirements	
• Personal Care & Household Management		N/A	
Supplier / brand		Max user weight	Min user weight
Medix 21 / Rifton Blue Wave		113kgs	N/A
Ordering code	Supplier ID	Description	Price break
P178	Z211-B	Small: width: 270mm, depth: 380mm, max user weight: 34kg	\$750-\$1000
P79	Z221-B	Medium: width: 380mm, depth: 330mm, max user weight: 68kg	\$750-\$1000
P80	Z231-B	Large: width: 430mm, depth: 430mm, max user weight: 113kg	Over \$1000
Accessories			
Ordering code	Supplier ID	Description	Price break
P81	Z217	Tub Stand: 440mm width, 140-290mm height adjustable, max user weight: 113kg	\$250-\$500
P82	Z218	Shower Stand: 560mm seat to floor height, 690mm base width, 860mm base length, max user weight: 113kg	\$1000

Bath Support – high back			Band 1
		Wrap-around bath support padded High back 370mm seat depth 425mm seat width 700mm length Total product weight – small 3kg, medium 3.5kg	
Assessor accreditations		Request requirements	
• Personal Care & Household Management		N/A	
Supplier / brand		Max user weight	Min user weight
Allied Medical Ltd / Columbia		N/A	N/A
Ordering code	Supplier ID	Description	Price break
P164	DMBCWH- 7610S	Small: 225-350mm back height, inside back width 212.5mm	\$750-\$1000
P165	DMBCWH-A7710M	Medium: 250-350mm back height, inside back width 315mm	\$750-\$1000

Bath Support – low back

Band 1



Wrap-around bath support padded
 Low back
 370mm Seat Depth
 425mm Seat Width
 700mm Length

Assessor accreditations		Request requirements	
<ul style="list-style-type: none"> Personal Care & Household Management 		N/A	
Supplier / brand		Max user weight	Min user weight
Allied Medical Ltd / Columbia		N/A	N/A
Ordering code	Supplier ID	Description	Price break
P161	DMBCWL- 7210S	Small: Back height range 225-350mm, inside back width 212.5mm	\$750-\$1000
P162	DMBCWL- 7310M	Medium: Back height range 250-350mm, inside back width 312mm	\$750-\$1000
P163	DMBCWL- 7410L	Large: Back height range 270-400mm, inside back width 362mm	\$750-\$1000

Shower chair

Band 1





Shower chair with arms
 490mm width between arms
 490-640mm adjustable height




Assessor accreditations		Request requirements	
<ul style="list-style-type: none"> Service accreditation Personal Care & Household Management 		N/A	
Supplier / brand		Max user weight	Min user weight
Goldfern Mobility		110kgs	N/A
Ordering code	Supplier ID	Description	Service accreditation
S10-A	GM-HMP-792LA		Yes

Shower chair				Band 1	
		Shower chair maxi with arms 500mm width between arms 400-550mm adjustable height 			
Assessor accreditations			Request requirements		
<ul style="list-style-type: none"> • Service accreditation • Personal Care & Household Management 			N/A		
Supplier / brand			Max user weight	Min user weight	
Cubro / Viking			200kgs	N/A	
Ordering code	Supplier ID	Description	Price break	Service accreditation	
S19-A	336M500		\$50-\$250	Yes	

Shower chair				Band 1	
		Shower chair without arms 490-640mm adjustable height			
Assessor accreditations			Request requirements		
<ul style="list-style-type: none"> • Personal Care & Household Management 			N/A		
Supplier / brand			Max user weight	Min user weight	
Goldfern Mobility			110kgs	N/A	
Ordering code	Supplier ID	Description	Price break		
S10-NA	GM-HMP-792L	490-640mm adjustable height	\$50-\$250		

Shower commode			Band 1
		Transit wheels Soft seat with keyhole opening Adjustable seat height Adjustable leg rests Pan with lid and carrier included 480mm seat width 450mm seat depth	
Assessor accreditations		Request requirements	
<ul style="list-style-type: none"> Personal Care & Household Management 		N/A	
Supplier / brand		Max user weight	Min user weight
Invacare / Aquatech		150kgs	N/A
Ordering code	Supplier ID	Description	Price break
S110	PKG-1643718		\$500-\$750

Shower commode			Band 1
		Shower commode self propel Frame only Stainless steel Seat not included please select accessories below Seat width: 440mm Seat depth: 440mm Width between arms: 465mm	
Assessor accreditations		Request requirements	
<ul style="list-style-type: none"> Personal Care & Household Management 		N/A	
Supplier / brand		Max user weight	Min user weight
Cubro / Juvo Viking		200kgs	N/A
Ordering code	Supplier ID	Description	Price break
S12	2348U		Over \$1000
Accessories			
Ordering code	Supplier ID	Description	Price break
PA29	75PC/75PR-FITTED	Closed front seat	\$50-\$250
PA22	75PO/75PR-FITTED	Seat with plastic runners - Open front	\$50-\$250
PA23	2359/75P	Bedpan & carrier	\$50-\$250
PA24	2359/325	Bowl w/ lid & pan carrier	\$50-\$250

Shower commode chair

Band 1



Closed Seat
Bariatric
430-580mm adjustable height
610mm seat width
430mm seat depth



Assessor accreditations		Request requirements		
<ul style="list-style-type: none"> • Service accreditation • Personal Care & Household Management 		N/A		
Supplier / brand		Max user weight	Min user weight	
Allied Medical Ltd / Drive		280kgs	N/A	
Ordering code	Supplier ID	Description	Price break	Service accreditation
BA24	DM190		\$500-\$750	Yes

Shower stool


Band 1






Shower stool with arms.
470mm width between arms
490-610mm adjustable height





Assessor accreditations		Request requirements		
<ul style="list-style-type: none"> • Service accreditation • Personal Care & Household Management 		N/A		
Supplier / brand		Max user weight	Min user weight	
Goldfern Mobility		170kgs	N/A	
Ordering code	Supplier ID	Description	Price break	Service accreditation
S8-A	GM-HMP-792A		\$50-\$250	Yes



Shower stool			Band 1	
		Shower stool without arms. 490-610mm adjustable height 285x380mm seat size 		
Assessor accreditations		Request requirements		
<ul style="list-style-type: none"> • Service accreditation • Personal Care & Household Management 		N/A		
Supplier / brand		Max user weight	Min user weight	
Goldfern Mobility		170kgs	N/A	
Ordering code	Supplier ID	Description	Price break	Service accreditation
S8-NA	GM-HMP-792		\$50-\$250	Yes

Step with handle			Band 1	
		Bath step Fixed Height Rust Free Aluminum Non slip mat 450x320mm step size Height 140mm 		
Assessor accreditations		Request requirements		
<ul style="list-style-type: none"> • Service accreditation • Personal Care & Household Management 		N/A		
Supplier / brand		Max user weight	Min user weight	
Goldfern Mobility		180kgs	N/A	
Ordering code	Supplier ID	Description	Price break	Service accreditation
S13	GM-HMP-8333	With handle	\$50-\$250	Yes
S1	GM-HMP-8334	Without handle	\$50-\$250	Yes

Swivel bather			Band 1	
		Swivel bath seat See below for height options 470mm width between arms 700-855mm adjustable base width 420mm back height		
Assessor accreditations		Request requirements		
<ul style="list-style-type: none"> Personal Care & Household Management 		N/A		
Supplier / brand		Max user weight	Min user weight	
Cubro / Oakwood		120kgs	N/A	
Ordering code	Supplier ID	Description		Price break
S5	508	Swivel Bather		\$250-\$500
S5-50	508/HA50	Swivel Bather with 50mm height adaptor		\$250-\$500
S5-100	508/HA100	Swivel Bather with 100mm height adaptor		\$250-\$500

Transfer bench			Band 1	
		Transfer bench with lightweight, non-corrosive aluminum frame Width: 845mm Depth: 500mm Seat height: 470-585mm (adjustable) Seat width: 800mm Seat depth: 500mm Backrest width: 430mm Backrest height: 175mm Internal leg width: 670mm Bath clearance height: 380-490mm Weight: 5.2kg		
				
Assessor accreditations		Request requirements		
<ul style="list-style-type: none"> Service accreditation Personal Care & Household Management 		N/A		
Supplier / brand		Max user weight	Min user weight	
Cubro / Oakwood		130kgs	N/A	
Ordering code	Supplier ID	Description		Price break
S16	256			\$50-\$250
				Service accreditation
				Yes

Toileting

3 in 1 commode			Band 1	
			<p>3 in 1 Commode 3-in-1 design: bedside commode, toilet frame, or shower chair Lightweight aluminium frame with padded PU seat and backrest Height adjustable legs to suit individual needs Includes commode bucket with lid and splash guard 350 seat width 370 seat depth 460mm width between armrests Adjustable floor to seat height 406-558mm</p> 	
Assessor accreditations		Request requirements		
<ul style="list-style-type: none"> • Service accreditation • Personal Care & Household Management 		N/A		
Supplier / brand		Max user weight	Min user weight	
Allied Medical Ltd / Maxhealth		120kgs	N/A	
Ordering code	Supplier ID	Description	Price break	Service accreditation
T2	AML20505		\$50-\$250	Yes

Bedside commode

Band 1



Bedside commode
 Multipurpose design functions as both a bedside chair and commode
 470-620mm adjustable seat height
 440mm seat width
 440mm seat depth
 460mm between arms



Assessor accreditations			Request requirements	
<ul style="list-style-type: none"> Service accreditation Personal Care & Household Management 			N/A	
Supplier / brand			Max user weight	Min user weight
Cubro / Viking			120kgs	N/A
Ordering code	Supplier ID	Description	Price break	Service accreditation
T1	565		\$50-\$250	Yes

Etac Hi-Loo raised toilet seat

Band 1



Inside aperture: W 200mm x L 270mm



Assessor accreditations			Request requirements	
<ul style="list-style-type: none"> Service accreditation Personal Care & Household Management 			N/A	
Supplier / brand			Max user weight	Min user weight
Cubro / Etac			150kgs	N/A
Ordering code	Supplier ID	Description	Price break	Service accreditation
T8-60	5450	Height: 60mm	\$50-\$250	Yes
T8-100	5451	Height: 100mm	\$50-\$250	Yes

Shower commode chair

Band 1



Closed Seat
Bariatric
430-580mm adjustable height
610mm seat width
430mm seat depth



Assessor accreditations		Request requirements		
<ul style="list-style-type: none"> Service accreditation Personal Care & Household Management 		N/A		
Supplier / brand		Max user weight	Min user weight	
Allied Medical Ltd / Drive		280kgs	N/A	
Ordering code	Supplier ID	Description	Price break	Service accreditation
BA24	DM190		\$500-\$750	Yes

Toilet frame

Band 1




Over-toilet frame
Supplied with splash guard
470-620mm adjustable height
440mm between arm width






Assessor accreditations		Request requirements		
<ul style="list-style-type: none"> Service accreditation Personal Care & Household Management 		N/A		
Supplier / brand		Max user weight	Min user weight	
Cubro / Viking		150kgs	N/A	
Ordering code	Supplier ID	Description	Price break	Service accreditation
T3	390		\$50-\$250	Yes


Toilet seat			Band 1	
		Raised Toilet Seat 150mm 360mm width 410mm depth 150mm height		
				
Assessor accreditations		Request requirements		
<ul style="list-style-type: none"> • Service accreditation • Personal Care & Household Management 		N/A		
Supplier / brand		Max user weight	Min user weight	
Allied Medical Ltd / Drive		200kgs	N/A	
Ordering code	Supplier ID	Description	Price break	Service accreditation
T8-150	DM12066		\$50-\$250	Yes

Toilet seat			Band 1	
		Raised toilet seat 385mm depth 350mm width		
				
Assessor accreditations		Request requirements		
<ul style="list-style-type: none"> • Service accreditation • Personal Care & Household Management 		N/A		
Supplier / brand		Max user weight	Min user weight	
AT Therapy Ltd / Patterson's		190kgs	N/A	
Ordering code	Supplier ID	Description	Price break	Service accreditation
T5-50	AA2112	50mm	\$50-\$250	Yes
T5-100	AA2114Y	100mm	\$50-\$250	Yes


Toilet surround			Band 1	
		Toilet surround 650-750mm adjustable floor- arm height 450-550mm between arm width		
Assessor accreditations		Request requirements		
<ul style="list-style-type: none"> Personal Care & Household Management 		N/A		
Supplier / brand		Max user weight	Min user weight	
Cubro / Oakwood		100kgs	N/A	
Ordering code	Supplier ID	Description		Price break
T10	228			\$50-\$250

Toilet surround			Band 1	
		Freestanding toilet frame 675-775mm adjustable height 440-640mm adjustable width		
				
Assessor accreditations		Request requirements		
<ul style="list-style-type: none"> Service accreditation Personal Care & Household Management 		N/A		
Supplier / brand		Max user weight	Min user weight	
Goldfern Mobility		120kgs	N/A	
Ordering code	Supplier ID	Description	Price break	Service accreditation
T4	GM-HMP-8109		\$50-\$250	Yes
Accessories				
Ordering code	Supplier ID	Description	Price break	Service accreditation
T33	GMP-HMP-8109TIP-S	Suction Feet	Under \$50	Yes


Toilet surround			Band 1
		Toilet Surround 500mm width 600mm depth 525-725mm adjustable height	
Assessor accreditations		Request requirements	
<ul style="list-style-type: none"> Personal Care & Household Management 		N/A	
Supplier / brand		Max user weight	Min user weight
B M Enterprises		N/A	N/A
Ordering code	Supplier ID	Description	Price break
P159	BM300		\$250-\$500

Toilet surround			Band 1
		Toilet Surround with suction cup feet 500mm width 600mm depth 525-725mm adjustable height	
Assessor accreditations		Request requirements	
<ul style="list-style-type: none"> Personal Care & Household Management 		N/A	
Supplier / brand		Max user weight	Min user weight
B M Enterprises		N/A	N/A
Ordering code	Supplier ID	Description	Price break
P160	BM300SUC		\$250-\$500

Wheelchairs & seating

Cushion			Band 1
		Komfit Cushion Maximum user weight 95kg	
Assessor accreditations		Request requirements	
<ul style="list-style-type: none"> Wheeled Mobility & Postural Management (Level 1 & provisional) Wheeled Mobility & Postural Management (Level 2 & provisional) 		N/A	
Supplier / brand		Max user weight	Min user weight
Permobil / Komfit		95kgs	N/A
Ordering code	Supplier ID	Description	Price break
CU289	CU499	Size: 12x12	\$50-\$250
CU17	CU500	Size: 14x14	\$50-\$250
CU18	CU502	Size: 16x16	\$50-\$250
CU21	CU505	Size: 18x18	\$50-\$250

Cushion System France			Band 1
		Anti-slip cover base to avoid sliding of the cushion from the wheelchair seat base Handle for easier lifting Breathable, anti-bacterial, anti-germ, anti-fungal and hypoallergenic	
Assessor accreditations		Request requirements	
<ul style="list-style-type: none"> Wheeled Mobility & Postural Management (Level 1 & provisional) Wheeled Mobility & Postural Management (Level 2 & provisional) 		N/A	
Supplier / brand		Max user weight	Min user weight
Cubro / System		150kgs	N/A
Ordering code	Supplier ID	Description	Price break
CU290	XP37ICB	12x12in, max user weight: 50kg	\$50-\$250
CU291	XP37ICC	14x14in, max user weight: 50kg	\$50-\$250
CU24	XP37IC	16x16in, max user weight: 110kg	\$50-\$250
CU30	XP37IL	18x18in, max user weight: 150kg	\$50-\$250

Ramps			Band 1
		Aluminium ramp with non-skid surface	
Assessor accreditations		Request requirements	
<ul style="list-style-type: none"> Personal Care & Household Management 		N/A	
Supplier / brand		Max user weight	Min user weight
Cubro / Strada		300kgs	N/A
Ordering code	Supplier ID	Description	Price break
RA14	547	Size: 25mm H x 122mm L x 800mm W	\$250-\$500
RA171	548	Size: 50mm H x 249mm L x 800mm W	\$50-\$250
RA172	549	Size: 75mm H x 375mm L x 800mm W	\$250-\$500

Wheelchair - manual			Band 1
		Transit wheelchair Swing in/away and height adjustable footrests Standard pelvic positioning belt Anti-tippers Adjustable and removable arms Solid tyres Upholstery seating	
Assessor accreditations		Request requirements	
<ul style="list-style-type: none"> Wheeled Mobility & Postural Management (Level 1 & provisional) Wheeled Mobility & Postural Management (Level 2 & provisional) 		N/A	
Supplier / brand		Max user weight	Min user weight
Goldfern Mobility / Euro		120kgs	N/A
Ordering code	Supplier ID	Description	Price break
WC77	GME-AST-EUT1616	16x16"	\$500-\$750
WC78	GME-AST-EUT1818	18x18"	\$500-\$750

Wheelchair manual

Band 1



Self propelling wheelchair
 Swing in/away and height adjustable footrests
 Standard pelvic positioning belt
 Anti-tippers
 Upholstery seating
 Adjustable and removable arms

Assessor accreditations		Request requirements	
<ul style="list-style-type: none"> Wheeled Mobility & Postural Management (Level 1 & provisional) Wheeled Mobility & Postural Management (Level 2 & provisional) 		N/A	
Supplier / brand		Max user weight	Min user weight
Goldfern Mobility / Euro		127kgs	N/A
Ordering code	Supplier ID	Description	Price break
WC75	GME-AST-EUSPI616	16x16"	\$500-\$750
WC76	GME-AST-EUSPI818	18x18"	\$500-\$750

Wheelchair paediatric folding frame - standard non-adjustable

Band 1



Swing away removable footrests
 Anti-tips
 Push to lock brakes
 Standard pelvic positioning belt
 Adjustable height attendant handles
 Adjustable arm pads
 Removable arm rests
 Nylon seat fabric
 Removable/washable base and back cover

Assessor accreditations		Request requirements	
<ul style="list-style-type: none"> Wheeled Mobility & Postural Management (Level 1 & provisional) Wheeled Mobility & Postural Management (Level 2 & provisional) 		N/A	
Supplier / brand		Max user weight	Min user weight
Goldfern Mobility / Euro		100kgs	N/A
Ordering code	Supplier ID	Description	Price break
WC337	GM-AST-JNRSP-1212	12x12	\$500-\$750
WC338	GM-AST-JNRSP-1414	14x14	\$500-\$750

EMS Band 2

Table of contents

Ambulatory

Bedroom

Kitchen & living


Manual handling


Patient lifters


Shower & bath


Toileting


Wheelchairs & seating


Crutches			Band 2	
		Each Bariatric 980 - 1230mm adjustable height 175x125mm trough dimension		
Assessor accreditations		Request requirements		
<ul style="list-style-type: none"> Walking & Standing 		N/A		
Supplier / brand		Max user weight	Min user weight	
Tubular Equipment		250kgs	N/A	
Ordering code	Supplier ID	Description		Price break
BA9	GCHD8			\$250-\$500

Standing frame			Band 2	
		Totstander 470 - 640mm chest pad height 450mm base width x 450mm base height		
Assessor accreditations		Request requirements		
<ul style="list-style-type: none"> Walking & Standing 		N/A		
Supplier / brand		Max user weight	Min user weight	
Allied Medical Ltd / Leckey		20kgs	N/A	
Ordering code	Supplier ID	Description		Price break
P83	LKLFS/T-MW			\$2500-\$3000


Standing frame			Band 2
		Toucan	
Assessor accreditations		Request requirements	
• Walking & Standing		N/A	
Supplier / brand		Max user weight	Min user weight
Cubro / R82		N/A	N/A
Ordering code	Supplier ID	Description	Price break
P58	R82-861001	Size: 1, Width:560mm, adjustable height: 340-700mm user weight: 30kg	\$3000-\$3500
P59	R82-861002	Size: 2, Width:630mm, adjustable height: 540-900mm maximum user weight: 40kg	\$3000-\$3500
P60	R82-861003	Size: 3, Width:630mm, adjustable height: 740-1100mm maximum user weight: 50kg	\$3000-\$3500
P61	R82-861004	Size: 4, Width:700mm, adjustable height: 910-1210mm maximum user weight: 60kg	\$3000-\$3500
P84	R82-861005	Size: 5, Width:700mm, adjustable height: 1110-1410mm maximum user weight: 70kg	\$3000-\$3500 P84


Walking frame			Band 2
		460 - 750mm adjustable height 390mm width inside back legs	
Assessor accreditations		Request requirements	
• Walking & Standing		N/A	
Supplier / brand		Max user weight	Min user weight
Tubular Equipment / Junior rover		100kgs	N/A
Ordering code	Supplier ID	Description	Price break
P37	JR102G	Specifications: 2 Wheels, 2 Glide Feet	\$500-\$750
P22	JR107C	Specifications: 2 Castors, 2 Wheels	\$500-\$750
Accessories			
Ordering code	Supplier ID	Description	Price break
PA26	BSKT88	Basket/Tray	\$50-\$250

Walking frame			Band 2	
		400 - 560mm adjustable height 440mm width		
Assessor accreditations		Request requirements		
• Walking & Standing		N/A		
Supplier / brand		Max user weight	Min user weight	
Tubular Equipment / Tiny Tot		70kgs	N/A	
Ordering code	Supplier ID	Description		Price break
P42	TT1302G	Specifications: 2 Wheels, 2 Glide Feet		\$500-\$1000
P41	TT1307C	Specifications: 2 Castors, 2 Wheels		\$500-\$1000
Accessories				
Ordering code	Supplier ID	Description		Price break
PA28	BSK 98	Basket		Under \$50

Walking frame			Band 2	
		Mustang		
Assessor accreditations		Request requirements		
• Walking & Standing		N/A		
Supplier / brand		Max user weight	Min user weight	
Cubro / R82		N/A	N/A	
Ordering code	Supplier ID	Description		Price break
WF78	0500-869011	Size: 1, Chest pad height:650mm, user weight: 30kg		\$3000-\$3500
WF79	0500-869024	Size: 2, chest pad height:800mm, user weight:40kg		\$3000-\$3500

Bedroom

Bed electric			Band 2
		Bed electric Trendelenberg 2000mm inside length 900mm inside width 350-800mm height adjustment	
Assessor accreditations		Request requirements	
<ul style="list-style-type: none"> Personal Care & Household Management 		N/A	
Supplier / brand		Max user weight	Min user weight
Cubro / Bock Domiflex 3		155kgs	N/A
Ordering code	Supplier ID	Description	Price break
B11	913/WA	Max SWL 190kg, max client weight 155kg	\$1000-\$1500
Accessories			
Ordering code	Supplier ID	Description	Price break
B13L	910T-L	3/4 length side left, folding	\$50-\$250
B13R	910T-R	3/4 length side right, folding	\$50-\$250
B16	PS910T	3/4 length side cover (each), vinyl padded	\$50-\$250
B264	SR913W	Full length side, drop down	\$50-\$250
B266	5115	Full length side cover (each), vinyl padded	\$50-\$250
B253	EL913	Extension kit 22cm, including bolster	\$250-\$500
B277	SR913EL	Extra long full length side, drop down	\$250-\$500
B14	5113	Self help pole, max SWL 75kg	\$50-\$250
B18	5109-2	Side support rail	\$50-\$250

Mattress			Band 2
		Medi Flex Castellated Foam Mattress Single 1980x900x150mm	
Assessor accreditations		Request requirements	
<ul style="list-style-type: none"> Personal Care & Household Management 		N/A	
Supplier / brand		Max user weight	Min user weight
Cubro / Mediflex		120kgs	20kgs
Ordering code	Supplier ID	Description	Price break
B12	1660	1980x900x150mm	\$500-\$750

Mattress	Band 2
-----------------	---------------

	<p>Roho Mattress Section</p> <p>Height: Approximately 3.25 in. / 8.5 cm without load Width: 33.75 in. / 86 cm Length: 75 in. / 190.5 cm</p> <p>Weight</p> <p>Mattress Overlay System: 14.5 kg Mattress Section: 3.6 kg Each Section: 85 x 50 x 7.5cm 4x Sections make a Single Mattress Overlay</p>
---	--

Assessor accreditations	Request requirements
--------------------------------	-----------------------------

• Personal Care & Household Management	N/A
--	-----

Supplier / brand	Max user weight	Min user weight
-------------------------	------------------------	------------------------

Permobil / Roho	N/A	N/A
-----------------	-----	-----

Ordering code	Supplier ID	Description	Price break
---------------	-------------	-------------	-------------


B284	MA4000	WxLxH 86 x 49 x 8.5cm (33.75 x 19.25 x 3.25")	\$1000-\$1500
------	--------	---	---------------

Accessories			
Ordering code	Supplier ID	Description	Price break

B286	MP4000	Cover 4 Section	\$250-\$500
------	--------	-----------------	-------------

B285	MA4003	Insert Pad 21" x 34"	\$250-\$500
------	--------	----------------------	-------------

Overbed table	Band 2
----------------------	---------------

	<p>Tilt top H Base Split Top 410x610mm top size 720-1150mm adjustable height</p>
---	---

Assessor accreditations	Request requirements
--------------------------------	-----------------------------


• Personal Care & Household Management	N/A
--	-----


Supplier / brand	Max user weight	Min user weight
-------------------------	------------------------	------------------------


Allied Medical Ltd / Maxhealth	N/A	N/A
--------------------------------	-----	-----

Ordering code	Supplier ID	Description	Price break
---------------	-------------	-------------	-------------

B29	MP30203		\$50-\$250
-----	---------	--	------------

Lift out chair			Band 2	
	Dual motor Rechargeable battery backup Removable back 765mm overall width 440mm width between arms 530mm seat depth Seat height 490mm in seated, 750mm at elevated position			
Assessor accreditations		Request requirements		
<ul style="list-style-type: none"> • Personal Care & Household Management 		N/A		
Supplier / brand		Max user weight	Min user weight	
Goldfern Mobility		150kgs	N/A	
Ordering code	Supplier ID	Description		Price break
K30	GM-HYE-8063			\$750-\$1000

Utility chair			Band 2	
	Rehab chair High back 400 - 550mm adjustable height 490mm width between arms 480 - 520mm adjustable seat depth			
Assessor accreditations		Request requirements		
<ul style="list-style-type: none"> • Personal Care & Household Management 		N/A		
Supplier / brand		Max user weight	Min user weight	
Cubro / Viking		200kgs	N/A	
Ordering code	Supplier ID	Description		Price break
K5-H	626S			\$250-\$500

Hoist			Band 2
		Birdie Evo Compact Manual Legs - Hoist frame only Base length 1080mm 520mm overall width closed (external) 815mm Internal width legs open 1070mm turning radius Lifting range 530-1590mm Weight of hoist 31kg Folding Note: Please also select Pivot or Spreader bar attachment.	
Assessor accreditations		Request requirements	
<ul style="list-style-type: none"> Personal Care & Household Management 		N/A	
Supplier / brand		Max user weight	Min user weight
Invacare / Birdie		150kgs	N/A
Ordering code	Supplier ID	Description	Price break
TB385	1650163	Hoist frame only	\$2500-\$3000
Accessories			
Ordering code	Supplier ID	Description	Price break
TB386	1156E	Pivot Attachment	Cost included with hoist
TB387	AP1645744-7035	Spreader bar attachment	Cost included with hoist

Hoist

Band 2



Birdie Evo - Electric Legs Hoist frame only
 Base length 1220mm
 640mm overall width closed (external)
 1020mm Internal width legs open
 1400mm turning radius
 Lifting range 415-1660mm
 Weight of hoist 40kg
Note: Please also select Pivot or Spreader bar attachment.

Assessor accreditations		Request requirements		
• Personal Care & Household Management		N/A		
Supplier / brand		Max user weight	Min user weight	
Invacare / Birdie		180kgs	N/A	
Ordering code	Supplier ID	Description		Price break
TB388	1650165	Hoist - frame only		\$3000-\$3500
Accessories				
Ordering code	Supplier ID	Description		Price break
TB386	1156E	Pivot Attachment		Cost included with hoist
TB387	AP1645744-7035	Spreader bar attachment		Cost included with hoist

Pivot sling

Band 2



Pivot sling
 General Purpose with Head Support
 Mesh
 For use with the Birdie Compact and Birdie Evo Hoist with pivot attachment

Assessor accreditations		Request requirements		
• Personal Care & Household Management		N/A		
Supplier / brand		Max user weight	Min user weight	
Invacare / Novis		300kgs	N/A	
Ordering code	Supplier ID	Description		Price break
TB381	SL146191	Small, max user weight: 205kg		\$250-\$500
TB382	SL146291	Medium, max user weight: 205kg		\$250-\$500
TB383	SL146391	Large, max user weight: 300kg		\$250-\$500

Pivot sling

Band 2



Pivot sling
Hygiene Mesh
For use with the Birdie Compact with pivot attachment


Assessor accreditations		Request requirements	
• Personal Care & Household Management		N/A	
Supplier / brand		Max user weight	Min user weight
Invacare / Novis		300kgs	N/A
Ordering code	Supplier ID	Description	Price break
TB340	SL247191	Small, max user weight: 205kg	\$250-\$500
TB37	SL247291	Medium, max user weight: 205kg	\$250-\$500
TB38	SL247391	Large, max user weight: 300kg	\$250-\$500


Sling


Band 2

Standing Sling
For use with Sara Stedy standing aid

Assessor accreditations		Request requirements	
• Personal Care & Household Management		N/A	
Supplier / brand		Max user weight	Min user weight
Arjo / Sara Stedy		200kgs	N/A
Ordering code	Supplier ID	Description	Price break
TB392	TSS.500	Small	\$250-\$500
TB393	TSS.501	Medium	\$250-\$500
TB394	TSS.502	Large	\$250-\$500
TB395	TSS.503	X-large	\$250-\$500

Sling		Band 2	
		Standfast Fabric Loop For use with Minilift standing hoists	
Assessor accreditations		Request requirements	
<ul style="list-style-type: none"> Personal Care & Household Management 		N/A	
Supplier / brand		Max user weight	Min user weight
Active Healthcare		200kgs	N/A
Ordering code	Supplier ID	Description	Price break
TB55	0253-1872	Small	\$250-\$500
TB56	0253-1873	Medium	\$250-\$500
TB57	0253-1874	Large	\$250-\$500
TB58	0253-1875	X-large	\$250-\$500

Sling		Band 2	
		Bliss Fabric Loop For use with Minilift standing hoists	
Assessor accreditations		Request requirements	
<ul style="list-style-type: none"> Personal Care & Household Management 		N/A	
Supplier / brand		Max user weight	Min user weight
Active Healthcare / Supersling		N/A	N/A
Ordering code	Supplier ID	Description	Price break
TB51	0253-0899	Small	\$250-\$500
TB52	0253-0898	Medium	\$250-\$500
TB53	0253-0897	Large	\$250-\$500
TB54	0253-0900	X-large	\$250-\$500

Standing aid			Band 2	
		Standing Aid Sara Stedy Designed for clients 149-193 cm (4'11"-6'6") tall and weighing up to 182kg 1050mm overall height 920mm overall length 360-750mm inner base width weight 29.4kg		
Assessor accreditations		Request requirements		
• Personal Care & Household Management		N/A		
Supplier / brand		Max user weight	Min user weight	
Arjo / Sara Stedy		182kgs	N/A	
Ordering code	Supplier ID	Description		Price break
TB391	NTB2000			\$2000-\$2500

Yoke sling			Band 2	
		Hygiene High sling Fabric For use with Birdie Evo, Birdie Evo Compact, Ergolet Solar 185 and Etac Molift Smart 150 hoists		
Assessor accreditations		Request requirements		
• Personal Care & Household Management		N/A		
Supplier / brand		Max user weight	Min user weight	
Invacare / Optisling		250kgs	N/A	
Ordering code	Supplier ID	Description		Price break
TB389	60123894	X-Small, max user weight: 200kg		\$250-\$500
TB375	60123895	Small, max user weight: 200kg		\$250-\$500
TB376	60123896	Medium, max user weight: 200kg		\$250-\$500
TB377	60123897	Large, max user weight: 200kg		\$250-\$500
TB378	60123898	X-Large, max user weight: 250kg		\$250-\$500

Yoke sling

Band 2



Universal High sling
Fabric
For use with Birdie Evo, Birdie Evo Compact, Ergolet Solar 185 and Etac Molift Smart 150 hoists

Assessor accreditations		Request requirements	
• Personal Care & Household Management		N/A	
Supplier / brand		Max user weight	Min user weight
Invacare / Optisling		250kgs	N/A
Ordering code	Supplier ID	Description	Price break
TB39	60124058	X-Small, max user weight: 200kg	\$250-\$500
TB40	60124059	Small, max user weight: 200kg	\$250-\$500
TB41	60124060	Medium, max user weight: 200kg	\$250-\$500
TB42	60124061	Large, max user weight: 200kg	\$250-\$500
TB43	60124062	X-Large, max user weight: 250kg	\$250-\$500

Yoke sling


Band 2




Universal High sling
Mesh
For use with Birdie Evo, Birdie Evo Compact, Ergolet Solar 185 and Etac Molift Smart 150 hoists

Assessor accreditations		Request requirements	
• Personal Care & Household Management		N/A	
Supplier / brand		Max user weight	Min user weight
Invacare / Optisling		250kgs	N/A
Ordering code	Supplier ID	Description	Price break
TB372	60124064	Small, max user weight: 200kg	\$250-\$500
TB373	60124065	Medium, max user weight: 200kg	\$250-\$500
TB374	60124066	Large, max user weight: 200kg	\$250-\$500
TB44	60124067	XLarge, max user weight: 250kg	\$250-\$500

Patient lifters

Hoist			Band 2	
		Birdie Evo Compact Manual Legs - Hoist frame only Base length 1080mm 520mm overall width closed (external) 815mm Internal width legs open 1070mm turning radius Lifting range 530-1590mm Weight of hoist 31kg Folding Note: Please also select Pivot or Spreader bar attachment.		
Assessor accreditations		Request requirements		
<ul style="list-style-type: none"> Personal Care & Household Management 		N/A		
Supplier / brand			Max user weight	Min user weight
Invacare / Birdie			150kgs	N/A
Ordering code	Supplier ID	Description	Price break	
TB385	1650163	Hoist frame only	\$2500-\$3000	
Accessories				
Ordering code	Supplier ID	Description	Price break	
TB386	1156E	Pivot Attachment	Cost included with hoist	
TB387	AP1645744-7035	Spreader bar attachment	Cost included with hoist	


Hoist **Band 2**

	Birdie Evo - Electric Legs Hoist frame only Base length 1220mm 640mm overall width closed (external) 1020mm Internal width legs open 1400mm turning radius Lifting range 415-1660mm Weight of hoist 40kg Note: Please also select Pivot or Spreader bar attachment.
---	---

Assessor accreditations		Request requirements		
• Personal Care & Household Management		N/A		
Supplier / brand		Max user weight	Min user weight	
Invacare / Birdie		180kgs	N/A	
Ordering code	Supplier ID	Description		Price break
TB388	1650165	Hoist - frame only		\$3000-\$3500

Accessories			
Ordering code	Supplier ID	Description	Price break
TB386	1156E	Pivot Attachment	Cost included with hoist
TB387	AP1645744-7035	Spreader bar attachment	Cost included with hoist

Pivot sling **Band 2**

	Pivot sling General Purpose with Head Support Mesh For use with the Birdie Compact and Birdie Evo Hoist with pivot attachment
---	--

Assessor accreditations		Request requirements		
• Personal Care & Household Management		N/A		
Supplier / brand		Max user weight	Min user weight	
Invacare / Novis		300kgs	N/A	
Ordering code	Supplier ID	Description		Price break
TB381	SL146191	Small, max user weight: 205kg		\$250-\$500
TB382	SL146291	Medium, max user weight: 205kg		\$250-\$500
TB383	SL146391	Large, max user weight: 300kg		\$250-\$500

Pivot sling

Band 2



Pivot sling
Hygiene Mesh
For use with the Birdie Compact with pivot attachment


Assessor accreditations		Request requirements	
• Personal Care & Household Management		N/A	
Supplier / brand		Max user weight	Min user weight
Invacare / Novis		300kgs	N/A
Ordering code	Supplier ID	Description	Price break
TB340	SL247191	Small, max user weight: 205kg	\$250-\$500
TB37	SL247291	Medium, max user weight: 205kg	\$250-\$500
TB38	SL247391	Large, max user weight: 300kg	\$250-\$500


Sling

Band 2

Standing Sling
For use with Sara Stedy standing aid

Assessor accreditations		Request requirements	
• Personal Care & Household Management		N/A	
Supplier / brand		Max user weight	Min user weight
Arjo / Sara Stedy		200kgs	N/A
Ordering code	Supplier ID	Description	Price break
TB392	TSS.500	Small	\$250-\$500
TB393	TSS.501	Medium	\$250-\$500
TB394	TSS.502	Large	\$250-\$500
TB395	TSS.503	X-large	\$250-\$500

Sling		Band 2	
		Standfast Fabric Loop For use with Minilift standing hoists	
Assessor accreditations		Request requirements	
<ul style="list-style-type: none"> Personal Care & Household Management 		N/A	
Supplier / brand		Max user weight	Min user weight
Active Healthcare		200kgs	N/A
Ordering code	Supplier ID	Description	Price break
TB55	0253-1872	Small	\$250-\$500
TB56	0253-1873	Medium	\$250-\$500
TB57	0253-1874	Large	\$250-\$500
TB58	0253-1875	X-large	\$250-\$500

Sling		Band 2	
		Bliss Fabric Loop For use with Minilift standing hoists	
Assessor accreditations		Request requirements	
<ul style="list-style-type: none"> Personal Care & Household Management 		N/A	
Supplier / brand		Max user weight	Min user weight
Active Healthcare / Supersling		N/A	N/A
Ordering code	Supplier ID	Description	Price break
TB51	0253-0899	Small	\$250-\$500
TB52	0253-0898	Medium	\$250-\$500
TB53	0253-0897	Large	\$250-\$500
TB54	0253-0900	X-large	\$250-\$500

Yoke sling

Band 2



Hygiene High sling
Fabric
For use with Birdie Evo, Birdie Evo Compact, Ergolet Solar 185 and Etac Molift Smart 150 hoists

Assessor accreditations		Request requirements	
• Personal Care & Household Management		N/A	
Supplier / brand		Max user weight	Min user weight
Invacare / Optisling		250kgs	N/A
Ordering code	Supplier ID	Description	Price break
TB389	60123894	X-Small, max user weight: 200kg	\$250-\$500
TB375	60123895	Small, max user weight: 200kg	\$250-\$500
TB376	60123896	Medium, max user weight: 200kg	\$250-\$500
TB377	60123897	Large, max user weight: 200kg	\$250-\$500
TB378	60123898	X-Large, max user weight: 250kg	\$250-\$500

Yoke sling

Band 2



Universal High sling
Fabric
For use with Birdie Evo, Birdie Evo Compact, Ergolet Solar 185 and Etac Molift Smart 150 hoists


Assessor accreditations		Request requirements	
• Personal Care & Household Management		N/A	
Supplier / brand		Max user weight	Min user weight
Invacare / Optisling		250kgs	N/A
Ordering code	Supplier ID	Description	Price break
TB39	60124058	X-Small, max user weight: 200kg	\$250-\$500
TB40	60124059	Small, max user weight: 200kg	\$250-\$500
TB41	60124060	Medium, max user weight: 200kg	\$250-\$500
TB42	60124061	Large, max user weight: 200kg	\$250-\$500
TB43	60124062	X-Large, max user weight: 250kg	\$250-\$500




Universal High sling
 Mesh
 For use with Birdie Evo, Birdie Evo Compact, Ergolet Solar 185 and Etac Molift Smart 150 hoists

Assessor accreditations		Request requirements		
• Personal Care & Household Management		N/A		
Supplier / brand		Max user weight	Min user weight	
Invacare / Optisling		250kgs	N/A	
Ordering code	Supplier ID	Description		Price break
TB372	60124064	Small, max user weight: 200kg		\$250-\$500
TB373	60124065	Medium, max user weight: 200kg		\$250-\$500
TB374	60124066	Large, max user weight: 200kg		\$250-\$500
TB44	60124067	XLarge, max user weight: 250kg		\$250-\$500

Shower & bath

Bath lifter			Band 2
		Bath lift Orca 375mm seat width without side flaps 715mm seat width with side flaps 580x285mm base area	
Assessor accreditations		Request requirements	
<ul style="list-style-type: none"> Personal Care & Household Management 		N/A	
Supplier / brand		Max user weight	Min user weight
Invacare / Aquatech		170kgs	N/A
Ordering code	Supplier ID	Description	Price break
S7	1573744	XL 170kg	\$750-\$1000
S6	1573865	Standard 140kg	\$500-\$750

Bathchair / bath support			Band 2
		Manatee Light weight bathing chair 140-430mm adjustable seat height	
Assessor accreditations		Request requirements	
<ul style="list-style-type: none"> Personal Care & Household Management 		N/A	
Supplier / brand		Max user weight	Min user weight
Cubro / R82		75kgs	N/A
Ordering code	Supplier ID	Description	Price break
P43	R82-882005	Size 0, max user weight: 50kg	\$1500-\$1500
P44	R82-882015	Size 1, max user weight: 50kg	\$1500-\$1500
P45	R82-882025	Size 2, max user weight: 75kg	\$1500-\$1500
P46	R82-882035	Size 3, max user weight: 75kg	\$1500-\$1500

Bathchair / bath support

Band 2



Flamingo
Adjustable shower commode

Assessor accreditations		Request requirements	
• Personal Care & Household Management		N/A	
Supplier / brand		Max user weight	Min user weight
Cubro / R82		70kgs	N/A
Ordering code	Supplier ID	Description	Price break
P85	R82-880001	Size: 1, seat width: 240mm, overall width: 440mm, max user weight 35kg	\$3000-\$3500
P86	R82-880002	Size: 2, seat width: 280mm, overall width: 460mm, max user weight 50kg	\$3000-\$3500
P87	R82-880003	Size: 3, seat width: 320mm, overall width: 500mm, max user weight 60kg	\$3000-\$3500
P88	R82-880004	Size: 4, seat width: 340mm, overall width: 540mm, max user weight 70kg	\$3000-\$3500

Shower commode


Band 2



Junior
Attendant propelled
Seat size: 440mm x 400mm
Seat height: 610mm
Safe working load: 200kg

Assessor accreditations		Request requirements	
• Personal Care & Household Management		N/A	
Supplier / brand		Max user weight	Min user weight
Cubro / Juvo Viking		200kgs	N/A
Ordering code	Supplier ID	Description	Price break
P32	2346J360	Base unit, seat not included	\$1500-\$2000
Accessories			
Ordering code	Supplier ID	Description	Price break
P169	75HPACB/75PR	Closed seat	\$500-\$750
P170	75HPAOB/75PR	Open seat	\$500-\$750

Shower commode **Band 2**

	Maxi Viking Attendant Propelled Frame only Seat not included please select accessories below Dimensions: 630mm between arms Seat size: 600 mm x 440mm Seat to floor height: 595mm Overall dimensions: W 745mm, D 930mm, H 1015mm
---	--

Assessor accreditations	Request requirements
-------------------------	----------------------

<ul style="list-style-type: none"> Personal Care & Household Management 	N/A
--	-----

Supplier / brand	Max user weight	Min user weight
Cubro / Juvo Viking	300kgs	N/A

Ordering code	Supplier ID	Description	Price break
BA41	2346M600	Base unit, seat not included	\$2000 - \$2500

Accessories

Ordering code	Supplier ID	Description	Price break
BA43	75HPCM600/75PR	Closed Seat	\$500-\$750
BA44	75HPOM600/75PR	Open Seat	\$500-\$750

Shower commode **Band 2**

	Junior Self propelled Seat height 590mm Seat size 440mm x 400mm
---	--

Assessor accreditations	Request requirements
-------------------------	----------------------

<ul style="list-style-type: none"> Personal Care & Household Management 	N/A
--	-----

Supplier / brand	Max user weight	Min user weight
Cubro / Juvo Viking	200kgs	N/A

Ordering code	Supplier ID	Description	Price break
P34	2348J360	Base unit seat not included	\$2500-\$3000

Accessories

Ordering code	Supplier ID	Description	Price break
P169	75HPACB	Closed seat	\$250-\$500
P170	75HPAOB	Open seat	\$250-\$500

Shower commode tilt

Band 2



Aquatec Ocean Ergo VIP TNS
 Seat width: 475mm between arms
 Seat depth: 480mm
 Adjustable seat to floor height: 440-600mm

Assessor accreditations		Request requirements		
• Personal Care & Household Management		N/A		
Supplier / brand		Max user weight	Min user weight	
Invacare / Aquatech		150kgs	N/A	
Ordering code	Supplier ID	Description		Price break
S78	PKG-1643577			\$1000-\$1500

Shower stool

Band 2



With arms
 Powder coated stainless steel
 Bariatric
 Seat width: 600mm between arms
 Seat depth: 365mm
 Seat to floor height: 465-590mm adjustable


Assessor accreditations		Request requirements		
• Personal Care & Household Management		N/A		
Supplier / brand		Max user weight	Min user weight	
Superquip		250kgs	N/A	
Ordering code	Supplier ID	Description		Price break
BA1	055AM			\$250-\$500




Without arms
 Bariatric
 Powder coated stainless steel
 Seat width: 600mm
 Seat depth: 365mm
 Seat to floor height: 465-590mm adjustable

Assessor accreditations		Request requirements		
• Personal Care & Household Management		N/A		
Supplier / brand		Max user weight	Min user weight	
Superquip		250kgs	N/A	
Ordering code	Supplier ID	Description		Price break
BA2	056AM	465 - 590mm adjustable height		\$250-\$500

Toileting

Over toilet frame			Band 2	
		Includes splash guard Bariatric Padded armrests Powder coated stainless steel 600mm width between arms 460-585mm adjustable height		
Assessor accreditations		Request requirements		
<ul style="list-style-type: none"> Personal Care & Household Management 		N/A		
Supplier / brand		Max user weight	Min user weight	
Superquip		250kgs	N/A	
Ordering code	Supplier ID	Description		Price break
BA3	076AM			\$250-\$500

Shower commode			Band 2	
		Maxi Viking Attendant Propelled Frame only Seat not included please select accessories below Dimensions: 630mm between arms Seat size: 600 mm x 440mm Seat to floor height: 595mm Overall dimensions: W 745mm, D 930mm, H 1015mm		
Assessor accreditations		Request requirements		
<ul style="list-style-type: none"> Personal Care & Household Management 		N/A		
Supplier / brand		Max user weight	Min user weight	
Cubro / Juvo Viking		300kgs	N/A	
Ordering code	Supplier ID	Description		Price break
BA41	2346M600	Base unit, seat not included		\$2000-\$2500
Accessories				
Ordering code	Supplier ID	Description		Price break
BA43	75HPCM600/75PR	Closed Seat		\$500-\$750
BA44	75HPOM600/75PR	Open Seat		\$500-\$750



Aquatec Ocean Ergo VIP TNS
 Seat width: 475mm between arms
 Seat depth: 480mm
 Adjustable seat to floor height: 440-600mm

Assessor accreditations		Request requirements		
• Personal Care & Household Management		N/A		
Supplier / brand		Max user weight	Min user weight	
Invacare / Aquatec		150kgs	N/A	
Ordering code	Supplier ID	Description		Price break
S78	PKG-1643577			\$1000-\$1500

Back support – active contour

Band 2



Varilite Icon Mid Back with Cover
Air-foam cushion, aluminium shell, Varilock metal mounting hardware that allows for 20° back angle adjustment.
Standard Hardware:
Varilock steel hardware (single point per side)

Assessor accreditations

- Wheeled Mobility & Postural Management (Level 1 & provisional)
- Wheeled Mobility & Postural Management (Level 2 & provisional)

Request requirements

N/A

Supplier / brand

Allied Medical Ltd / Varilite


Max user weight

136kgs

Min user weight

N/A

Ordering code	Supplier ID	Description	Price break
BR1	VL440012121	Size 12x9.7	\$750-\$1000
BR2	VL440012141	Size 14x11.2	\$750-\$1000
BR3	VL440012161	Size 16x12.7	\$750-\$1000
BR4	VL440012171	Size 17x13.5	\$750-\$1000
BR5	VL440012181	Size 18x14.24	\$750-\$1000
BR6	VL440012201	Size 20x15.75	\$750-\$1000

	<p>Varilite Icon Deep Air-foam cushion, aluminium shell, Varilock metal mounting hardware that allows for 20° back angle adjustment.</p> <p>Standard Hardware: Varilock steel hardware (single mount per side) Closed Bracket</p>
---	--

Assessor accreditations	Request requirements
-------------------------	----------------------

<ul style="list-style-type: none"> • Wheeled Mobility & Postural Management (Level 1 & provisional) • Wheeled Mobility & Postural Management (Level 2 & provisional) 	<p>N/A</p>
--	------------

Supplier / brand	Max user weight	Min user weight
------------------	-----------------	-----------------

Allied Medical Ltd / Varilite	136kgs	N/A
-------------------------------	--------	-----

Ordering code	Supplier ID	Description	Price break
BR87	VL440042141	Size 12x9.7	\$750-\$1000
BR88	VL440042161	Size 14x11.2	\$750-\$1000
BR89	VL440042171	Size 16x12.7	\$750-\$1000
BR90	VL440042181	Size 17x13.5	\$750-\$1000
BR91	VL440042201	Size 18x14.24	\$750-\$1000



Dreamline Support Quick Release Complete
 Shell with Dreamline Support Foam and Outer Cover
 Standard Hardware:
 U2 Quick Release Brackets

Assessor accreditations		Request requirements	
<ul style="list-style-type: none"> • Wheeled Mobility & Postural Management (Level 1 & provisional) • Wheeled Mobility & Postural Management (Level 2 & provisional) 		N/A	
Supplier / brand		Max user weight	Min user weight
Permobil / Dreamline		136kgs	N/A
Ordering code	Supplier ID	Description	Price break
BR41	DSB0810	Size: 8x10	\$1000-\$1500
BR42	DSB0812	Size : 8x12	\$1000-\$1500
BR43	DSB1012	Size: 10x12	\$1000-\$1500
BR44	DSB1014	Size: 10x14	\$1000-\$1500
BR45	DSB1214	Size: 12x14	\$1000-\$1500
BR46	DSB1216	Size: 12x16	\$1000-\$1500
BR47	DSB1218	Size: 12x18	\$1000-\$1500
BR48	DSB1416	Size: 14x16	\$1000-\$1500
BR49	DSB1418	Size: 14x18	\$1000-\$1500
BR50	DSB1420	Size: 14x20	\$1000-\$1500
BR51	DSB1618	Size: 16x18	\$1000-\$1500
BR52	DSB1620	Size: 16x20	\$1000-\$1500
BR53	DSB1622	Size: 16x22	\$1000-\$1500
BR54	DSB1818	Size: 18x18	\$1000-\$1500
BR55	DSB1820	Size: 18x20	\$1000-\$1500
BR56	DSB1822	Size: 18x22	\$1000-\$1500
BR57	DSB2018	Size: 20x18	\$1000-\$1500
BR58	DSB2020	Size: 20x20	\$1000-\$1500
BR59	DSB2022	Size: 20x22	\$1000-\$1500



Vigour Hi Back with Cover
Supportive foam unit, outer anti-shear breathable cover, aluminium shell, positioning wedges
Quad mount

Max user weight varies by seat size

Note: Heavy duty hardware increases weight limit.

Up to 15" seat width - 90kg (adding heavy duty hardware increases to 136kg)

16" – 20" seat widths - 160 kg (adding heavy duty hardware increases to 180kg)

Sizes 22" and above known as Xella Vigour - 300kg

Assessor accreditations		Request requirements	
<ul style="list-style-type: none"> • Wheeled Mobility & Postural Management (Level 1 & provisional) • Wheeled Mobility & Postural Management (Level 2 & provisional) 		N/A	
Supplier / brand		Max user weight	Min user weight
Medifab / Vigour		300kgs	N/A
Ordering code	Supplier ID	Description	Price break
BR20	1252-1012-00H	10x12, max user weight: 90kg	\$1000-\$1500
BR22	1252-1016-00H	10x16, max user weight: 90kg	\$1000-\$1500
BR23	1252-1214-00H	12x14, max user weight: 90kg	\$1000-\$1500
BR24	1252-1216-00H	12x16, max user weight: 90kg	\$1000-\$1500
BR25	1252-1218-00H	12x18, max user weight: 90kg	\$1000-\$1500
BR26	1252-1416-00H	14x16, max user weight: 90kg	\$1000-\$1500
BR27	1252-1418-00H	14x18, max user weight: 90kg	\$1000-\$1500
BR28	1252-1420-00H	14x20, max user weight: 90kg	\$1000-\$1500
BR29	1252-1618-00H	16x18, max user weight: 160kg	\$1000-\$1500
BR30	1252-1620-00H	16x20, max user weight: 160kg	\$1000-\$1500
BR31	1252-1623-00H	16x23, max user weight: 160kg	\$1000-\$1500
BR32	1252-1818-00H	18x18, max user weight: 160kg	\$1000-\$1500
BR33	1252-1820-00H	18x20, max user weight: 160kg	\$1000-\$1500
BR34	1252-1823-00H	18x23, max user weight: 160kg	\$1000-\$1500
BR35	1252-2018-00H	20x18, max user weight: 160kg	\$1000-\$1500
BR36	1252-2020-00H	20x20, max user weight: 160kg	\$1000-\$1500
BR37	1252-2023-00H	20x23, max user weight: 160kg	\$1000-\$1500
BRI65	1258-2216-00H	Xella Vigour: 22x16, max user weight: 300kg	\$1000-\$1500
BRI66	1258-2220-00H	Xella Vigour: 22x20, max user weight: 300kg	\$1000-\$1500
BRI67	1258-2416-00H	Xella Vigour: 24x16, max user weight: 300kg	\$1000-\$1500
BRI68	1258-2420-00H	Xella Vigour: 24x20, max user weight: 300kg	\$1000-\$1500
BRI69	1258-2616-00H	Xella Vigour: 26x16, max user weight: 300kg	\$1000-\$1500
BRI70	1258-2620-00H	Xella Vigour: 26x20, max user weight: 300kg	\$1000-\$1500



Adjustable back angle:
25° anterior, 25° posterior
Width adjustable mounting hardware with one-hand quick release bar

Assessor accreditations		Request requirements	
<ul style="list-style-type: none"> • Wheeled Mobility & Postural Management (Level 1 & provisional) • Wheeled Mobility & Postural Management (Level 2 & provisional) 		N/A	
Supplier / brand		Max user weight	Min user weight
Cubro / NXT		136kgs	N/A
Ordering code	Supplier ID	Description	Price break
BR60	XDNOCFACB14/09	14x09in	\$1000-\$1500
BR61	XDNOCFACB14/13	14x13in	\$1000-\$1500
BR62	XDNOCFACB16/09	16x09in	\$750-\$1000
BR63	XDNOCFACB16/13	16x13in	\$750-\$1000
BR64	XDNOCFACB17/09	17x09in	\$750-\$1000
BR65	XDNOCFACB17/13	17x13.5in	\$750-\$1000
BR66	XDNOCFACB18/13	18x13in	\$750-\$1000
BR67	XDNOCFACB18/16	18x16in	\$1000-\$1500



Ideal for active users who require more lateral and pelvic support than the HA-AC back.

Cushion material composition: Dual density foams

Supplied with back-shell: Yes, 2 section backshell. Height Adjustable.

Quick release backshell: Yes, one hand quick release for removal

Adjustable Back Angle: 25° Anterior. 25° Posterior

Quickfit Cane and back brackets.

Width adjustable mounting hardware with one-hand quick release bar.

Assessor accreditations		Request requirements	
<ul style="list-style-type: none"> Wheeled Mobility & Postural Management (Level 1 & provisional) Wheeled Mobility & Postural Management (Level 2 & provisional) 		N/A	
Supplier / brand		Max user weight	Min user weight
Cubro / NXT		N/A	N/A
Ordering code	Supplier ID	Description	Price break
BR84	XDNHAPCB1616/20	Size: 16x16-20	\$1000-\$1500
BR85	XDNHAPCB1816/20	Size: 18x16-20	\$750-\$1000
BR86	XDNHAPCB2016/20	Size: 20x16-20	\$1000-\$1500



Supportive foam unit, outer anti-shear breathable cover, contoured aluminium shell, positioning wedges, modesty flap.
 Requires a solid back support to accommodate mild postural and stability needs.
 May need posterior and lateral trunk support to maintain good posture alignment and enhance function.
 Has mild to moderate torso asymmetries.
 Requires superior pressure distribution.
 May have independent self-propelling skills.

Assessor accreditations		Request requirements	
<ul style="list-style-type: none"> • Wheeled Mobility & Postural Management (Level 1 & provisional) • Wheeled Mobility & Postural Management (Level 2 & provisional) 		N/A	
Supplier / brand		Max user weight	Min user weight
Medifab / Zygo		136kgs	N/A
Ordering code	Supplier ID	Description	Price break
BR68	1251-1009-0AM	10x09in	\$1000-\$1500
BR69	1251-1207-0AL	12x07in	\$750-\$1000
BR70	1251-1210-0AM	12x10in	\$1000-\$1500
BR71	1251-1212-0AM	12x12in	\$1000-\$1500
BR72	1251-1408-0AL	14x08in	\$750-\$1000
BR73	1251-1413-0AM	14x13in	\$1000-\$1500
BR74	1251-1415-0AM	14x15in	\$1000-\$1500
BR75	1251-1609-0AL	16x09in	\$750-\$1000
BR76	1251-1614-0AM	16x14in	\$1000-\$1500
BR77	1251-1616-0AM	16x16in	\$1000-\$1500
BR78	1251-1809-0AL	18x09in	\$750-\$1000
BR79	1251-1815-0AM	18x15in	\$1000-\$1500
BR80	1251-1817-0AM	18x17in	\$1000-\$1500
BR81	1251-2011-0AL	20x11in	\$750-\$1000
BR82	1251-2015-0AM	20x15in	\$750-\$1000
BR83	1251-2018-0AM	20x18in	\$1000-\$1500



Back support available in different sizes.
Supportive foam unit, outer anti-shear breathable cover, contoured aluminium shell, positioning wedges, modesty flap.

Assessor accreditations	Request requirements
-------------------------	----------------------

<ul style="list-style-type: none"> • Wheeled Mobility & Postural Management (Level 1 & provisional) • Wheeled Mobility & Postural Management (Level 2 & provisional) 	N/A
--	-----

Supplier / brand	Max user weight	Min user weight
Medifab / Zygo	136kgs	N/A

Ordering code	Supplier ID	Description	Price break
BR100	1251-1011-ODM	10x11in	\$1000-\$1500
BR101	1251-1207-ODL	12x07in	\$1000-\$1500
BR102	1251-1212-ODM	12x12in	\$1000-\$1500
BR103	1251-1213-ODM	12x13in	\$1000-\$1500
BR104	1251-1408-ODL	14x08in	\$1000-\$1500
BR105	1251-1415-ODM	14x15in	\$1000-\$1500
BR106	1251-1416-ODM	14x16in	\$1000-\$1500
BR107	1251-1609-ODL	16x09in	\$1000-\$1500
BR108	1251-1616-ODM	16x16in	\$1000-\$1500
BR109	1251-1617-ODM	16x17in	\$1000-\$1500
BR110	1251-1809-ODL	18x09in	\$750-\$1000
BR111	1251-1817-ODM	18x17in	\$1000-\$1500
BR112	1251-1818-ODM	18x18in	\$1000-\$1500
BR113	1251-2011-ODL	20x11in	\$1000-\$1500



Vigour Standard Contour Cushion

Max user weight varies by seat size

Up to 15" seat width - 90kg

16-20" seat width - 160kg

Sizes 22" and above known as Xella Vigour - 225kg

Assessor accreditations		Request requirements	
<ul style="list-style-type: none"> • Wheeled Mobility & Postural Management (Level 1 & provisional) • Wheeled Mobility & Postural Management (Level 2 & provisional) 		N/A	
Supplier / brand		Max user weight	Min user weight
Medifab / Vigour		225kgs	N/A
Ordering code	Supplier ID	Description	Price break
CU315	1103-0808-OSC	Size 8x8, max user weight: 90kg	\$500-\$750
CU316	1103-0810-OSC	Size 8x10, max user weight: 90kg	\$500-\$750
CU317	1103-1010-OSC	Size 10x10, max user weight: 90kg	\$500-\$750
CU318	1103-1012-OSC	Size 10x12, max user weight: 90kg	\$500-\$750
CU245	1103-1212-OSC	Size 12x12, max user weight: 90kg	\$500-\$750
CU246	1103-1214-OSC	Size 12x14, max user weight: 90kg	\$500-\$750
CU247	1103-1414-OSC	Size 14x14, max user weight: 90kg	\$500-\$750
CU248	1103-1416-OSC	Size 14x16, max user weight: 90kg	\$500-\$750
CU319	1103-1418-OSC	Size 14x18, max user weight: 90kg	\$500-\$750
CU249	1103-1616-OSC	Size 16x16, max user weight: 160kg	\$500-\$750
CU250	1103-1618-OSC	Size 16x18, max user weight: 160kg	\$500-\$750
CU320	1103-1620-OSC	Size 16x20, max user weight: 160kg	\$500-\$750
CU321	1103-1816-OSC	Size 18x16, max user weight: 160kg	\$500-\$750
CU251	1103-1818-OSC	Size 18x18, max user weight: 160kg	\$500-\$750
CU252	1103-1820-OSC	Size 18x20, max user weight: 160kg	\$500-\$750
CU253	1103-2020-OSC	Size 20x20, max user weight: 160kg	\$500-\$750
CU322	1103-2022-OSC	Size 20x22, max user weight: 160kg	\$500-\$750
CU323	1103-2218-OSC	Xella Vigour: Size 22x18, max user weight: 225kg	\$750-\$1000
CU324	1103-2220-OSC	Xella Vigour: Size 22x20, max user weight: 225kg	\$750-\$1000
CU325	1103-2222-OSC	Xella Vigour: Size 22x22, max user weight: 225kg	\$750-\$1000
CU326	1103-2418-OSC	Xella Vigour: Size 24x18, max user weight: 225kg	\$750-\$1000
CU327	1103-2420-OSC	Xella Vigour: Size 24x20, max user weight: 225kg	\$750-\$1000
CU328	1103-2422-OSC	Xella Vigour: Size 24x22, max user weight: 225kg	\$750-\$1000



Jay Ion Cushion

Assessor accreditations		Request requirements	
<ul style="list-style-type: none"> • Wheeled Mobility & Postural Management (Level 1 & provisional) • Wheeled Mobility & Postural Management (Level 2 & provisional) 		N/A	
Supplier / brand		Max user weight	Min user weight
Medifab / Jay		227kgs	N/A
Ordering code	Supplier ID	Description	Price break
CU292	1705-01-JION1414	Size 14x14, max user weight: 150kg	\$250-\$500
CU293	1705-01-JION1416	Size 14x16, max user weight: 150kg	\$250-\$500
CU294	1705-01-JION1418	Size 14x18, max user weight: 150kg	\$250-\$500
CU295	1705-01-JION1614	Size 16x14, max user weight: 150kg	\$250-\$500
CU296	1705-01-JION1616	Size 16x16, max user weight: 150kg	\$250-\$500
CU297	1705-01-JION1618	Size 16x18, max user weight: 150kg	\$250-\$500
CU298	1705-01-JION1620	Size 16x20, max user weight: 150kg	\$250-\$500
CU299	1705-01-JION1816	Size 18x16, max user weight: 150kg	\$250-\$500
CU300	1705-01-JION1818	Size 18x18, max user weight: 150kg	\$250-\$500
CU301	1705-01-JION1820	Size 18x20, max user weight: 150kg	\$250-\$500
CU302	1705-01-JION2018	Size 20x18, max user weight: 150kg	\$250-\$500
CU303	1705-01-JION2020	Size 20x20, max user weight: 150kg	\$250-\$500
CU304	1705-01-JION2022	Size 20x22, max user weight: 150kg	\$250-\$500
CU305	1705-01-JION2218	Size 22x18, max user weight: 227kg	\$500-\$750
CU306	1705-01-JION2220	Size 22x20, max user weight: 227kg	\$750-\$1000
CU307	1705-01-JION2222	Size 22x22, max user weight: 227kg	\$500-\$750
CU308	1705-01-JION2223	Size 22x23, max user weight: 227kg	\$500-\$750
CU309	1705-01-JION2224	Size 22x24, max user weight: 227kg	\$500-\$750
CU310	1705-01-JION2322	Size 23x22, max user weight: 227kg	\$500-\$750
CU311	1705-01-JION2323	Size 23x23, max user weight: 227kg	\$500-\$750
CU312	1705-01-JION2420	Size 24x20, max user weight: 227kg	\$500-\$750
CU313	1705-01-JION2422	Size 24x22, max user weight: 227kg	\$500-\$750
CU314	1705-01-JION2424	Size 24x24, max user weight: 227kg	\$500-\$750



Width 14" – 24"
 Depth 14" – 24"
 Height Front
 Standard Profile: 4.5"
 Reduced Profile: 3.5"
 Cushion Type Foam & Fluid Cushion
 Cover Type X-static® silver thread stretch

Assessor accreditations	Request requirements
<ul style="list-style-type: none"> • Wheeled Mobility & Postural Management (Level 1 & provisional) • Wheeled Mobility & Postural Management (Level 2 & provisional) 	N/A

Supplier / brand	Max user weight	Min user weight
Medifab / Jay Union	227kgs	N/A

Ordering code	Supplier ID	Description	Price break
CU329	1707-01-JU1414	14x14in, max user weight: 150kg	\$500-\$750
CU330	1707-01-JU1416	14x16in, max user weight: 150kg	\$500-\$750
CU331	1707-01-JU1418	14x18in, max user weight: 150kg	\$500-\$750
CU332	1707-01-JU1614	16x14in, max user weight: 150kg	\$500-\$750
CU333	1707-01-JU1616	16x16in, max user weight: 150kg	\$500-\$750
CU334	1707-01-JU1618	16x18in, max user weight: 150kg	\$500-\$750
CU335	1707-01-JU1620	16x20in, max user weight: 150kg	\$500-\$750
CU336	1707-01-JU1816	18x16in, max user weight: 150kg	\$500-\$750
CU337	1707-01-JU1818	18x18in, max user weight: 150kg	\$500-\$750
CU338	1707-01-JU1820	18x20in, max user weight: 150kg	\$500-\$750
CU339	1707-01-JU2018	20x18in, max user weight: 150kg	\$500-\$750
CU340	1707-01-JU2020	20x20in, max user weight: 150kg	\$500-\$750
CU341	1707-01-JU2022	20x22in, max user weight: 150kg	\$500-\$750
CU342	1707-01-JU2218	22x18in, max user weight: 227kg	\$750-\$1000
CU343	1707-01-JU2220	22x20in, max user weight: 227kg	\$750-\$1000
CU344	1707-01-JU2222	22x22in, max user weight: 227kg	\$750-\$1000
CU345	1707-01-JU2223	22x23in, max user weight: 227kg	\$750-\$1000
CU346	1707-01-JU2224	22x24in, max user weight: 227kg	\$750-\$1000
CU347	1707-01-JU2322	23x22in, max user weight: 227kg	\$750-\$1000
CU348	1707-01-JU2323	23x23in, max user weight: 227kg	\$750-\$1000
CU349	1707-01-JU2420	24x20in, max user weight: 227kg	\$750-\$1000
CU350	1707-01-JU2422	24x22in, max user weight: 227kg	\$750-\$1000
CU351	1707-01-JU2424	24x24in, max user weight: 227kg	\$750-\$1000

Deep contour back support

Band 2



ROHO Agility Max (7") Contour
Shell, dual layer foam cushion with air insert, polyester cover
Quick Release

Assessor accreditations		Request requirements	
<ul style="list-style-type: none"> Wheeled Mobility & Postural Management (Level 1 & provisional) Wheeled Mobility & Postural Management (Level 2 & provisional) 		N/A	
Supplier / brand		Max user weight	Min user weight
Permobil / Roho		136kgs	N/A
Ordering code	Supplier ID	Description	Price break
BR92	BR4041	14x16	\$1000-\$1500
BR93	BR4042	14x18	\$1000-\$1500
BR94	BR4045	16x18	\$1000-\$1500
BR95	BR4046	16x20	\$1000-\$1500
BR96	BR4048	18x18	\$1000-\$1500
BR97	BR4049	18x20	\$1000-\$1500
BR98	BR4051	20x18	\$1000-\$1500
BR99	BR4052	20x20	\$1000-\$1500

NXT Xtend height adjustable active backrest

Band 2



Nxt Xtend - Height Adjustable (Active) Back
Width adjustable mounting hardware with one-hand quick release bar
Height adjustable from 400 - 500mm
Standard hardware: Quickfit Cane and back brackets

Assessor accreditations		Request requirements	
<ul style="list-style-type: none"> Wheeled Mobility & Postural Management (Level 1 & provisional) Wheeled Mobility & Postural Management (Level 2 & provisional) 		N/A	
Supplier / brand		Max user weight	Min user weight
Cubro / NXT		N/A	N/A
Ordering code	Supplier ID	Description	Price break
BR38	XDNHAACB1616/20	Size: 16x16-20	\$1000-\$1500
BR39	XDNHAACB1816/20	Size: 18x16-20	\$1000-\$1500
BR40	XDNHAACB2016/20	Size: 20x16-20	\$1000-\$1500

Ramp **Band 2**



Oversill ramp
 Two piece aluminum
 Non-skid surface
 760mm width
 70-215mm height adjustable
 Product weight 18kg and 24kg

Assessor accreditations		Request requirements		
• Personal Care & Household Management		N/A		
Supplier / brand		Max user weight	Min user weight	
Cubro / Strada		300kgs	N/A	
Ordering code	Supplier ID	Description		Price break
RA30	555-800MM	Size: 800mm + 400mm flap		Over \$1000
RA31	569-1200MM	Size: 1200mm + 500mm flap		Over \$1000

Ramp **Band 2**



Threshold ramp
 Aluminum
 Non-skid surface
 Slip resistant tread
 Portable
 Ideal for doorways, sliding glass doors, and raised landings

Assessor accreditations		Request requirements		
• Personal Care & Household Management		N/A		
Supplier / brand		Max user weight	Min user weight	
Cubro / Strada		317kgs	N/A	
Ordering code	Supplier ID	Description		Price break
RA18	772	Length: 900mm, height range: 90mm - 150mm		Over \$1000
RA19	773	Length: 1720mm, height range: 115mm - 210mm		Over \$1000



Action 3 Junior Folding Frame

Base unit includes:

Action 3 Junior

Wheelchair sizes: 8-11x10-12, 8-11x12-14,
12-15x11-13, 12-15x13-15

Available in two colours – Matte Red and Polar Blue

Self Propelling (22" rear wheel)

Front castor Wheels 5"

Leg rest hangers available in 80-degree swing away or 90-degree

Footrests Flip Up Angle and Depth adjustable

Seat Upholstery Nylon adjustable

Back Upholstery Nylon adjustable

Back Canes fixed height 0 degree

Armrests removable height adjustable with skirt guard

Push to Lock Brakes

Seat Belt

Anti-Tippers

Assessor accreditations		Request requirements	
<ul style="list-style-type: none"> Wheeled Mobility & Postural Management (Level 1 & provisional) Wheeled Mobility & Postural Management (Level 2 & provisional) 		<ul style="list-style-type: none"> MWC specification form (EMS) Supplier quote (EMS) 	
Supplier / brand		Max user weight	Min user weight
Invacare / Action 3		80kgs	N/A
Ordering code	Supplier ID	Description	Price break
WC328	EF1672195	Colour: Blue, Size: 8-11x10-12	\$1500-\$2000
WC329	EF1672197	Colour: Blue, Size: 8-11x12-14	\$1500-\$2000
WC330	EF1672199	Colour: Blue, Size: 12-15x11-13	\$1500-\$2000
WC331	EF1672200	Colour: Red, Size: 12-15x13-15	\$1500-\$2000
WC332		Fully scripted	



Karma Flexx HD

Folding

Base unit includes:

Karma Flexx HD

Wheelchair sizes: 20x18, 20x20, 22x18, 22x20, 24x18,24x20

Standard seat and back upholstery

7" castor

24" pneumatic rear wheel with quick release axle

(Self Propelled) or 14" rear wheel (Transit)

Height adjustable, flip back desk armrest

Heel loops

80 deg leg rests with fixed angle footrest

2point hip belt

Back angle adjustment (-4° to +16°)

Removable antitipper

Push to lock brakes

Rigidising Bar (which doubles as a push handle)

Fixed back canes Flexx HD height 17"

Assessor accreditations		Request requirements	
<ul style="list-style-type: none"> Wheeled Mobility & Postural Management (Level 1 & provisional) Wheeled Mobility & Postural Management (Level 2 & provisional) 		<ul style="list-style-type: none"> MWC specification form (EMS) Supplier quote (EMS) 	
Supplier / brand		Max user weight	Min user weight
Allied Medical Ltd / Karma		170kgs	N/A
Ordering code	Supplier ID	Description	Price break
WC316	KMFLEXXHDTR2018	Karma Flexx HD Transit base unit, Size: 20x18	\$1500-\$2500
WC317	KMFLEXXHDTR2020	Karma Flexx HD Transit base unit, Size: 20x20	\$1500-\$2500
WC318	KMFLEXXHDTR2218	Karma Flexx HD Transit base unit, Size: 22x18	\$1500-\$2500
WC319	KMFLEXXHDTR2220	Karma Flexx HD Transit base unit, Size: 22x20	\$1500-\$2500
WC320	3 KMFLEXXHDTR2418	Karma Flexx HD Transit base unit, Size: 24x18	\$1500-\$2500
WC321	KMFLEXXHDTR2420	Karma Flexx HD Transit base unit, Size: 24x20	\$1500-\$2500
WC322	KMFLEXXHDSP2018	Karma Flexx HD Self Propelled base unit, Size: 20x18	\$1500-\$2500
WC323	KMFLEXXHDSP2020	Karma Flexx HD Self Propelled base unit, Size: 20x20	\$1500-\$2500
WC324	KMFLEXXHDSP2218	Karma Flexx HD Self Propelled base unit, Size: 22x18	\$1500-\$2500
WC325	KMFLEXXHDSP2220	Karma Flexx HD Self Propelled base unit, Size: 22x20	\$1500-\$2500
WC326	KMFLEXXHDSP2418	Karma Flexx HD Self Propelled base unit, Size: 24x18	\$1500-\$2500
WC327	KMFLEXXHDSP2420	Karma Flexx HD Self Propelled base unit, Size: 24x20	\$1500-\$2500
WC275		Karma Flexx HD base unit, fully Scripted	



Karma Flexx

Folding

Base unit includes:

Karma Flexx

Wheelchair sizes: 14x16, 16x16, 16x18, 16x20, 18x16,

18x18, 18x20

Standard seat and back upholstery

7" castor

24" pneumatic rear wheel with quick release axle

(Self Propelled) or 14" rear wheel (Transit)

Height adjustable, flip back desk armrest

Calf strap

80 deg leg rests with fixed angle footrest

2point hip belt

Back angle adjustment (-4° to +16°)

Removable antitipper

Push to lock brakes

Fixed back canes Flexx height 17"

Fixed back canes Flexx Tall height 20"

Assessor accreditations		Request requirements	
<ul style="list-style-type: none"> Wheeled Mobility & Postural Management (Level 1 & provisional) Wheeled Mobility & Postural Management (Level 2 & provisional) 		<ul style="list-style-type: none"> MWC specification form (EMS) Supplier quote (EMS) 	
Supplier / brand		Max user weight	Min user weight
Allied Medical Ltd / Karma		130kgs	N/A
Ordering code	Supplier ID	Description	Price break
WC302	KMFLEXSTR1416	Karma Flexx Transit base unit, size: 14X16	\$1000-\$1500
WC303	KMFLEXSTR1616	Karma Flexx Transit base unit, Size: 16X16	\$1000-\$1500
WC304	KMFLEXSTR1618	Karma Flexx Transit base unit, Size: 16X18	\$1000-\$1500
WC305	KMFLEXSTR1816	Karma Flexx Transit base unit, Size: 18X16	\$1000-\$1500
WC306	KMFLEXSTR1818	Karma Flexx Transit base unit, Size: 18X18	\$1000-\$1500
WC307	KMFLEXXTLTR1620	Karma Flexx Tall Transit base unit, Size: 16X20	\$1000-\$1500
WC308	KMFLEXXTLTR1820	Karma Flexx Tall Transit base unit, Size: 18X20	\$1000-\$1500
WC309	KMFLEXXSPI416	Karma Flexx Self Propelled base unit, Size: 14X16	\$1000-\$1500
WC310	KMFLEXXSPI616	Karma Flexx Self Propelled base unit, Size: 16X16	\$1000-\$1500
WC311	KMFLEXXSPI618	Karma Flexx Self Propelled base unit, Size: 16X18	\$1000-\$1500
WC312	KMFLEXXSPI816	Karma Flexx Self Propelled base unit, Size: 18X16	\$1000-\$1500
WC313	KMFLEXXSPI818	Karma Flexx Self Propelled base unit, Size: 18X18	\$1000-\$1500
WC314	KMFLEXXTLSP1620	Karma Flexx Tall Self Propelled base unit, Size: 16X20	\$1000-\$1500
WC315	KMFLEXXTLSP1820	Karma Flexx Tall Self Propelled base unit, Size: 18X20	\$1000-\$1500
WC275		Karma Flexx base unit, fully scripted	

EMS Band 3

Table of contents

Ambulatory

Bedroom


Manual handling


Patient lifters

Shower & bath

Toileting

Wheelchairs & seating

Standing frame		Band 3	
		<p>Freestander Prone standing frame Height and width adjustable flexible laterals Padded chest plate adjusts in height to allow for growth Height adjustable knee plate with laterally adjustable padded knee cups Multi-adjustable sandals Height adjustable pelvic band Height and angle adjustable activity tray, with bowl and cover Four lockable swivel castors</p>	
Assessor accreditations		Request requirements	
<ul style="list-style-type: none"> Walking & Standing 		N/A	
Supplier / brand		Max user weight	Min user weight
Allied Medical Ltd / Leckey		90kgs	N/A
Ordering code	Supplier ID	Description	Price break
P63	LKLFS/1-MW-EXP	Size: 1, chest plate height: 470-680mm, base: 650x650mm, max user weight: 60kg	\$3500-\$4000
P64	LKLFS/2-MB-EXP	Size: 2, chest plate height: 680-975mm, base: 750x750mm, max user weight: 80kg	\$3500-\$4000
P65	LKLFS/3-MB-EXP	Size 3, chest plate height: 975-1350mm, base: 750x750mm, max user weight: 90kg	\$3500-\$4000

Bed & accessories		Band 3	
		<p>Bed electric single Surface size 2000x900mm Mattress platform height 370-830mm Suitable for Paediatric use When cotsides are required they must always be ordered as a pair due to safety issues. See accessory options below The configuration of this bed has high bed-ends designed specifically for the Mesh Cotsides. Standard cotsides will not fit. For paediatric clients under 40kgs please request the knee brake disabled.</p>	
Assessor accreditations		Request requirements	
<ul style="list-style-type: none"> Personal Care & Household Management 		N/A	
Supplier / brand		Max user weight	Min user weight
Cubro / Bock Belluno		165kgs	N/A
Ordering code	Supplier ID	Description	Price break
B242	920WA/5105	4-section electric bed	\$2500-\$3000
Accessories			
Ordering code	Supplier ID	Description	Price break
B243	5120	Cotside Mesh High Side Left	\$1000-\$1500
B244	5121	Cotside Mesh High Side Right	\$1000-\$1500



Bed electric Super Single
 Bock Practeco ultra low extra wide
 4 section
 Trendelenburg and reverse Trendelenburg functions
 Central-locking brakes
 2000mm inside length
 1100mm inside width
 250-800mm height adjustment
 See accessory options below

Assessor accreditations		Request requirements	
• Personal Care & Household Management		N/A	
Supplier / brand		Max user weight	Min user weight
Cubro / Bock Practico		185kgs	N/A
Ordering code	Supplier ID	Description	Price break
B275	947/WA	2000mm inside length 1100mm inside width 250-800mm height adjustment	\$4500-\$5000
Accessories			
Ordering code	Supplier ID	Description	Price break
B13L	910T-L	3/4 Length Side Left, Folding	\$50-\$250
B13R	910T-R	3/4 Length Side Right, Folding	\$50-\$250
B16	PS910T	3/4 Length Side Cover, Vinyl padded	\$50-\$250
B270L	SR920-S	Full Length Side Left, Drop down	\$50-\$250
B270R	SR920-S	Full Length Side Right, Drop down	\$50-\$250
B266	5115	Full Length Side Cover, Vinyl padded	\$50-\$250
B272	5067	Extension Kit extra wide inc Bolster increases bed length to 2200mm, Including mattress	\$250-\$500
B279L	SR920EL-S	*Full length sides cannot be used with extension kit please use Extra Long Full length sides as below* Extra Long Full Length Side LH	\$250-\$500
B279R	SR920EL-S	*Full length sides cannot be used with extension kit please use Extra Long Full length sides as below* Extra Long Full Length Side RH	\$250-\$500



Bed electric bariatric
Trendelenberg
4 section
2000mm inside length
1200mm inside width
230-680mm height adjustment
See accessory options below

Note: Other bariatric bed sizes are available on request

Assessor accreditations		Request requirements	
• Personal Care & Household Management		N/A	
Supplier / brand		Max user weight	Min user weight
Burmark		300kgs	N/A
Ordering code	Supplier ID	Description	Price break
B262	LH300-1200-200	300kg	\$5000-\$6000
Accessories			
Ordering code	Supplier ID	Description	Price break
B260	HR-364-550	Handle Support 364x550mm	\$250-\$500
B256	HR-500-550	Handle Support 500x550mm	\$500-\$750
B261	HR-800-550	Handle Support 800x550mm	\$500-\$750
B258	LIFTPOLE_DUAL	Self help pole double handle	\$750-\$1000

Bed electric low

Band 3



Domiflex 3 Low
 4-section electric bed including automatic triple action knee break and height adjustment
 Trendelenburg and reverse Trendelenburg functions
 Sleep Surface: 2000mm x 900mm
 Mattress platform height: 240mm x 690mm
 See accessory options below.
Note: Full length sides cannot be used with the extension kit please use extra long full length sides.

Assessor accreditations		Request requirements		
• Personal Care & Household Management		N/A		
Supplier / brand		Max user weight	Min user weight	
Cubro / Bock Domiflex 3		155kgs	N/A	
Ordering code	Supplier ID	Description		Price break
B274	915-1			\$1000-\$1500
Accessories				
Ordering code	Supplier ID	Description		Price break
B13L	910T-L	3/4 length side left, Folding		\$50-\$250
B13R	910T-R	3/4 Length Side Right, Folding		\$50-\$250
B16	PS910T	3/4 length side cover (each), Vinyl padded		\$50-\$250
B264	SR913W	Full length side, Drop down		\$50-\$250
B266	5115	Full length side cover (each), Vinyl padded		\$50-\$250
B269	5066	Extension kit 20cm, including bolster. Full length sides cannot be used with the extension kit please use Extra Long Full length sides		\$250-\$500
B277	SR913EL	Extra long full length side, drop down		\$250-\$500
B14	5113	Self help pole		\$50-\$250
B18	5109	Side Support Rail		\$50-\$250


Mattress


Band 3



Bariatric mattress foam
 Reinforced sides with a bi-elastic cover
 2000 x 1200 x 180mm

Assessor accreditations		Request requirements		
• Personal Care & Household Management		N/A		
Supplier / brand		Max user weight	Min user weight	
Burmark / Burmark		300kgs	N/A	
Ordering code	Supplier ID	Description		Price break
B263	MAT-120-200-180			\$1000-\$1500

Mattress			Band 3
		Medi-flex Castellated Foam Mattress Contoured foam mattress Low density heel zone Foam side borders assist transfers and helps to prevent roll out Super Single W 1100mm L 1980mm H 150mm	
Assessor accreditations		Request requirements	
<ul style="list-style-type: none"> Personal Care & Household Management 		N/A	
Supplier / brand		Max user weight	Min user weight
Cubro / Mediflex		120kgs	20kgs
Ordering code	Supplier ID	Description	Price break
B273	1661		\$750-\$1000

Mattress air alternating			Band 3
		Aeria 8 Pro Alternation type: 1 in 3 Alternation cycle: 10-128-10min Overall dimensions: W 880mm L 2000mm H 220mm	
Assessor accreditations		Request requirements	
<ul style="list-style-type: none"> Personal Care & Household Management 		N/A	
Supplier / brand		Max user weight	Min user weight
Cubro / Aeria		220kgs	30kgs
Ordering code	Supplier ID	Description	Price break
B287	2160		\$4500-\$5000

Mattress air alternating

Band 3



Aeria 8 Bariatric / Super Single
 Alternation type: 1 in 3
 Alternation cycle: 10 -12min
 Overall dimensions: W 1070mm L 2000mm H 220mm

Assessor accreditations		Request requirements		
• Personal Care & Household Management		N/A		
Supplier / brand		Max user weight	Min user weight	
Cubro / Aeria		250kgs	30kgs	
Ordering code	Supplier ID	Description		Price break
B288	2165			\$5000-\$5500


Metzeler Airline Delight Mattress

Band 3




Rubex Air-Channel system
 The AirLine Delight Mattress combines advanced pressure relief with lasting comfort and breathability.
 Cover is waterproof, breathable, stain resistant fungistatic, and flame retardant (Standard BS7175)
 Symmetrically structured so the user always lies straight
 PLEASE NOTE: Sizes Queen & Single Out of Stock, replacement Mattress Sovereign 7

Assessor accreditations		Request requirements		
• Personal Care & Household Management		N/A		
Supplier / brand		Max user weight	Min user weight	
Active Healthcare / Metzeler		250kgs	20kgs	
Ordering code	Supplier ID	Description		Price break
B280	0402-0306	Single: W900mm x L2000mm x H180mm		\$3000-\$4000
B281	0402-0307	Super Single: W1100mm x L2000mm x H180mm		\$5000-\$6000
B282	0402-0308	Double: W1400mm x L2000mm x H180mm		\$5000-\$6000
B283	0402-0309	Queen: W1500mm x L2000mm x H180mm		\$6000-\$7000

Hoist			Band 3	
		ActivLift 210 Sit-To-Stand Lifter 002mm overall height 1056mm overall length 57kg product weight 480 - 84mm outside legspread		
Assessor accreditations		Request requirements		
<ul style="list-style-type: none"> Personal Care & Household Management 		N/A		
Supplier / brand		Max user weight	Min user weight	
Active Healthcare / ActivLift 210		210kgs	N/A	
Ordering code	Supplier ID	Description		Price break
TB63	0252-1004			\$5000-\$6000

Patient lifters

Hoist			Band 3	
		ActivLift 210 Sit-To-Stand Lifter 002mm overall height 1056mm overall length 57kg product weight 480 - 84mm outside legspread		
Assessor accreditations		Request requirements		
<ul style="list-style-type: none"> Personal Care & Household Management 		N/A		
Supplier / brand		Max user weight	Min user weight	
Active Healthcare / ActivLift 210		210kgs	N/A	
Ordering code	Supplier ID	Description		Price break
TB63	0252-1004			\$5000-\$6000

Shower & bath

Shower commode		Band 3	
		<p>Viking RAZ TNS Base unit includes: Viking RAZ TNS 16,18 and 20 Adjusta-Back - 17" 430mm W Fabric back, 20" H Molded Headrest - incl. stainless steel fixing RAZ Molded Seat 450mmW x 400mmD - Set of clips etc to fit seats on RAZ commodes H-Strap (attached to footrests for calf support Adjustable leg Support 410-520mm</p>	
Assessor accreditations		Request requirements	
<ul style="list-style-type: none"> Personal Care & Household Management 		<ul style="list-style-type: none"> Supplier quote (EMS) 	
Supplier / brand		Max user weight	Min user weight
Cubro / Raz		185kgs	N/A
Ordering code	Supplier ID	Description	Price break
S81	9902	Size: 16" Open Seat Base Unit	\$5000-\$6000
S82	9904	Size: 18" Open Seat Base Unit	\$5000-\$6000
S83	9906	Size: 20" Open Seat Between Arms	\$5000-\$6000
S85	9903	Size:16" Closed Seat Base Unit	\$5000-\$6000
S86	9905	Size: 18" Closed Seat Base Unit	\$5000-\$6000
S87	9907	Size: 20" Closed Seat Between Arms	\$5000-\$6000
S80	9900	Size: 14" Open Seat Base Unit	\$7000-\$8000
S84	9901	Size: 14" Closed Seat Base Unit	\$7000-\$8000

Toileting

Shower commode		Band 3	
		Viking RAZ TNS Base unit includes: Viking RAZ TNS 16,18 and 20 Adjusta-Back - 17" 430mm W Fabric back, 20" H Molded Headrest - incl. stainless steel fixing RAZ Molded Seat 450mmW x 400mmD - Set of clips etc to fit seats on RAZ commodes H-Strap (attached to footrests for calf support) Adjustable leg Support 410-520mm	
Assessor accreditations		Request requirements	
<ul style="list-style-type: none"> Personal Care & Household Management 		<ul style="list-style-type: none"> Supplier quote (EMS) 	
Supplier / brand		Max user weight	Min user weight
Cubro / Raz		185kgs	N/A
Ordering code	Supplier ID	Description	Price break
S81	9902	Size: 16" Open Seat Base Unit	\$5000-\$6000
S82	9904	Size: 18" Open Seat Base Unit	\$5000-\$6000
S83	9906	Size: 20" Open Seat Between Arms	\$5000-\$6000
S85	9903	Size:16" Closed Seat Base Unit	\$5000-\$6000
S86	9905	Size: 18" Closed Seat Base Unit	\$5000-\$6000
S87	9907	Size: 20" Closed Seat Between Arms	\$5000-\$6000
S80	9900	Size: 14" Open Seat Base Unit	\$7000-\$8000
S84	9901	Size: 14" Closed Seat Base Unit	\$7000-\$8000

Back support – bariatric deep contour

Band 3



Matrx Elite Deep HD
 Reinforced aluminium backrest shell
 Headrest interface plate
 Foam back cushion
 Meshtex moisture resistant cover
 Basic adjustable lumbar pad
 Standard Hardware:
 Quick-release HD Easyset

Assessor accreditations		Request requirements	
<ul style="list-style-type: none"> • Wheeled Mobility & Postural Management (Level 1 & provisional) • Wheeled Mobility & Postural Management (Level 2 & provisional) 		N/A	
Supplier / brand		Max user weight	Min user weight
Invacare / Matrx		N/A	N/A
Ordering code	Supplier ID	Description	Price break
BR157	EDB2118-HD	Size 21x18	\$1500-\$2000
BR158	EDB2120-HD	Size 21x20	\$1500-\$2000
BR159	EDB2218-HD	Size 22x18	\$1500-\$2000
BR160	EDB2220-HD	Size 22x20	\$1500-\$2000
BR161	EDB2318-HD	Size 23x18	\$1500-\$2000
BR162	EDB2320-HD	Size 23x20	\$1500-\$2000
BR163	EDB2418-HD	Size 24x18	\$1500-\$2000
BR164	EDB2420-HD	Size 24x20	\$1500-\$2000



Spex Classic Back Support
 Spex contouring cell cube foam unit, outer anti-shear breathable cover, aluminium shell, positioning wedges.

Standard Hardware:

Quad Mount

Max user weight varies by seat size

Note: Heavy duty hardware increases weight limit.

Up to 15" seat width – 90kg (adding heavy duty hardware increases to 136kg)

16" – 20" seat widths – 160 kg (adding heavy duty hardware increases to 180kg)

Sizes 22" and above known as Xella Classic – 300kg

Assessor accreditations		Request requirements	
<ul style="list-style-type: none"> • Wheeled Mobility & Postural Management (Level 1 & provisional) • Wheeled Mobility & Postural Management (Level 2 & provisional) 		N/A	
Supplier / brand		Max user weight	Min user weight
Medifab / Spex		300kgs	N/A
Ordering code	Supplier ID	Description	Price break
BRI17	1255-1012-0SS	Size 10x12, max user weight: 90kg	\$1500-\$2000
BRI18	1255-1014-0SS	Size 10x14, max user weight: 90kg	\$1500-\$2000
BRI19	1255-1016-0SS	Size 10x16, max user weight: 90kg	\$1500-\$2000
BRI20	1255-1214-0SS	Size 12x14, max user weight: 90kg	\$1500-\$2000
BRI21	1255-1216-0SS	Size 12x16, max user weight: 90kg	\$1500-\$2000
BRI22	1255-1218-0SS	Size 12x18, max user weight: 90kg	\$1500-\$2000
BRI23	1255-1416-0SS	Size 14x16, max user weight: 90kg	\$1500-\$2000
BRI24	1255-1418-0SS	Size 14x18, max user weight: 90kg	\$1500-\$2000
BRI25	1255-1420-0SS	Size 14x20, max user weight: 90kg	\$1500-\$2000
BRI26	1255-1618-0SS	Size 16x18, max user weight: 160kg	\$1500-\$2000
BRI27	1255-1620-0SS	Size 16x20, max user weight: 160kg	\$1500-\$2000
BRI28	1255-1623-0SS	Size 16x23, max user weight: 160kg	\$1500-\$2000
BRI29	1255-1818-0SS	Size 18x18, max user weight: 160kg	\$1500-\$2000
BRI30	1255-1820-0SS	Size 18x20, max user weight: 160kg	\$1500-\$2000
BRI31	1255-1823-0SS	Size 18x23, max user weight: 160kg	\$1500-\$2000
BRI32	1255-2018-0SS	Size 20x18, max user weight: 160kg	\$1500-\$2000
BRI33	1255-2020-0SS	Size 20x20, max user weight: 160kg	\$1500-\$2000
BRI34	1255-2023-0SS	Size 20x23, max user weight: 160kg	\$1500-\$2000
BRI71	1258-2220-0SS	Xella Classic: Size 22x20, max user weight: 300kg	\$1500-\$2000
BRI72	1258-2420-0SS	Xella Classic: Size 24x20, max user weight: 300kg	\$1500-\$2000
BRI73	1258-2620-0SS	Xella Classic: Size 26x20, max user weight: 300kg	\$1500-\$2000

Back support modular

Band 3



Vicair Nxt Contour
Width adjustable mounting hardware with one-hand quick release bar

Assessor accreditations		Request requirements	
<ul style="list-style-type: none"> • Wheeled Mobility & Postural Management (Level 1 & provisional) • Wheeled Mobility & Postural Management (Level 2 & provisional) 		N/A	
Supplier / brand		Max user weight	Min user weight
Cubro / Vicair		136kgs	N/A
Ordering code	Supplier ID	Description	Price break
BR114	XDNVC/1620	16x20	\$1000-\$1500
BR116	XDNVC/2020	20x20	\$1000-\$1500

Back Support NXT Xtend height adjustable

Band 3

Bariatric



Ideal for active users who require some lateral and pelvic support
Width adjustable mounting hardware with one-hand quick release bar
Cushion material composition: Dual density foams
Supplied with back-shell: Yes, 2 section backshell. Height Adjustable.
Quick release back-shell: Yes, one hand quick release for removal
Adjustable Back Angle: 25° Anterior. 25° Posterior

Assessor accreditations		Request requirements	
<ul style="list-style-type: none"> • Wheeled Mobility & Postural Management (Level 1 & provisional) • Wheeled Mobility & Postural Management (Level 2 & provisional) 		N/A	
Supplier / brand		Max user weight	Min user weight
Cubro / NXT		181kgs	N/A
Ordering code	Supplier ID	Description	Price break
BR154	XDNHAACB2416/20	24x16-20in	\$750-\$1000
BR153	XDNHAACB2216/20	22x16-20in	\$750-\$1000
BR156	XDNHAPCB2416/20	24x16-20in	\$750-\$1000
BR155	XDNHAPCB2216/20	22x16-20in	\$750-\$1000



60mm high contouring with reinforced inserts to bolster the pommel and lateral regions
 Sunmate visco-elastic foam overlay
 4-way stretch water-resistant incontinence cover
 Outer breathable moisture wicking cover
 Includes a set of 4 positioning pads for pelvic obliquity
 100% urethane foam inner (no Latex)

Assessor accreditations		Request requirements	
<ul style="list-style-type: none"> • Wheeled Mobility & Postural Management (Level 1 & provisional) • Wheeled Mobility & Postural Management (Level 2 & provisional) 		N/A	
Supplier / brand		Max user weight	Min user weight
Permobil / Dreamline		120kgs	N/A
Ordering code	Supplier ID	Description	Price break
CU416	DCC0808	08x08in	\$750-\$1000
CU417	DCC0810	08x10in	\$500-\$750
CU418	DCC1010	10x10in	\$500-\$750
CU419	DCC1012	10x12in	\$500-\$750
CU420	DCC1212	12x12in	\$500-\$750
CU421	DCC1214	12x14in	\$500-\$750
CU422	DCC1414	14x14in	\$500-\$750
CU423	DCC1416	14x16in	\$500-\$750
CU424	DCC1418	14x18in	\$500-\$750
CU425	DCC1616	16x16in	\$500-\$750
CU426	DCC1618	16x18in	\$750-\$1000
CU427	DCC1620	16x20in	\$750-\$1000
CU428	DCC1816	18x16in	\$750-\$1000
CU429	DCC1818	18x18in	\$750-\$1000
CU430	DCC1820	18x20in	\$750-\$1000
CU431	DCC2018	20x18in	\$750-\$1000
CU432	DCC2020	20x20in	\$750-\$1000
CU433	DCC2218	22x18in	\$750-\$1000
CU434	DCC2220	22x20in	\$750-\$1000
CU435	DCC2222	22x22in	\$750-\$1000
CU436	DCC2420	24x20in	\$750-\$1000
CU437	DCC2422	24x22in	\$750-\$1000
CU438	DCC2424	24x24in	\$750-\$1000



Roho Quadtro Select High Profile
 High Profile (4.25")
 Includes 1x Cover
 No Weight Limit

Assessor accreditations	Request requirements
<ul style="list-style-type: none"> • Wheeled Mobility & Postural Management (Level 1 & provisional) • Wheeled Mobility & Postural Management (Level 2 & provisional) 	N/A

Supplier / brand	Max user weight	Min user weight
Permobil / Roho	N/A	N/A

Ordering code	Supplier ID	Description	Price break
CU278	CU4057	12x12 (6x6)	\$1000-\$1500
CU279	CU4087	14x14 (8x8)	\$1000-\$1500
CU280	CU4090	14x16 (8x9)	\$1000-\$1500
CU480	CU4076	14x18 (8x10)	\$1000-\$1500
CU481	CU4079	14x20 (8x11)	\$1000-\$1500
CU482	CU4110	16x14 (9x8)	\$1000-\$1500
CU281	CU4113	16x16 (9x9)	\$1000-\$1500
CU282	CU4093	16x18 (9x10)	\$1000-\$1500
CU283	CU4096	16x20 (9x11)	\$1000-\$1500
CU284	CU4000	18x18 (10x10)	\$1000-\$1500
CU483	CU4003	18x20 (10x11)	\$1000-\$1500
CU286	CU4017	20x18 (11x10)	\$1000-\$1500
CU287	CU4020	20x20 (11x11)	\$1000-\$1500
CU484	CU4023	20x22 (11x12)	\$1000-\$1500
CU485	CU4032	22x18 (12x10)	\$1000-\$1500
CU486	CU4043	24x18 (13x10)	\$1000-\$1500
CU487	CU4046	24x20 (13x11)	\$1000-\$1500



JAY Flow Fluid or Air insert options
 Width: 14- 24"
 Depth: 14- 24"
 Product Weight: 2.4 kg (16x18")

Assessor accreditations		Request requirements	
<ul style="list-style-type: none"> • Wheeled Mobility & Postural Management (Level 1 & provisional) • Wheeled Mobility & Postural Management (Level 2 & provisional) 		N/A	
Supplier / brand		Max user weight	Min user weight
Medifab / Jay Fusion		227kgs	N/A
Ordering code	Supplier ID	Description	Price break
CU509	1713-07-JFUSION1414AD	14x14in, max user weight: 136kg	\$750-\$1000
CU510	1713-07-JFUSION1416AD	14x16in, max user weight: 136kg	\$750-\$1000
CU511	1713-07-JFUSION1416AD	14x18in, max user weight: 136kg	\$750-\$1000
CU512	1713-07-JFUSION1418AD	16x14in, max user weight: 136kg	\$750-\$1000
CU513	1713-07-JFUSION1616AD	16x16in, max user weight: 136kg	\$750-\$1000
CU514	1713-07-JFUSION1618AD	16x18in, max user weight: 136kg	\$750-\$1000
CU515	1713-07-JFUSION1620AD	16x20in, max user weight: 136kg	\$750-\$1000
CU516	1713-07-JFUSION1816AD	18x16in, max user weight: 136kg	\$750-\$1000
CU517	1713-07-JFUSION1818AD	18x18in, max user weight: 136kg	\$750-\$1000
CU518	1713-07-JFUSION1820AD	18x20in, max user weight: 136kg	\$750-\$1000
CU519	1713-07-JFUSION2018AD	20x18in, max user weight: 136kg	\$750-\$1000
CU520	1713-07-JFUSION2020AD	20x20in, max user weight: 136kg	\$750-\$1000
CU521	1713-07-JFUSION2022AD	20x22in, max user weight: 136kg	\$750-\$1000
CU522	1713-07-JFUSION2218AD	22x18in, max user weight: 227kg	\$1000-\$1500

CU523	1713-07- JFUSION2222AD	22x22in, max user weight: 227kg	\$750-\$1000
CU524	1713-07- JFUSION2223AD	22x23in, max user weight: 227kg	\$750-\$1000
CU525	1713-07- JFUSION2224AD	22x24in, max user weight: 227kg	\$750-\$1000
CU526	1713-07- JFUSION2420AD	24x20in, max user weight: 227kg	\$750-\$1000
CU527	1713-07- JFUSION2421AD	24x21in, max user weight: 227kg	\$750-\$1000
CU528	1713-07- JFUSION2422AD	24x22in, max user weight: 227kg	\$750-\$1000
CU529	1713-07- JFUSION2424AD	24x24in, max user weight: 227kg	\$750-\$1000



Width: 14-24"
 Depth: 14-24"
 Waterlow 25+
 Weight capacity: 136kg (14-21" widths), 227kg (22-24" widths)
 Cushion height 4"
 Max. Product Weight: 2.4 kg (16x18")
 Cushion Type Foam & Fluid Cushion Foam & Air Cushion


Assessor accreditations	Request requirements
-------------------------	----------------------

<ul style="list-style-type: none"> • Wheeled Mobility & Postural Management (Level 1 & provisional) • Wheeled Mobility & Postural Management (Level 2 & provisional) 	N/A
--	-----

Supplier / brand	Max user weight	Min user weight
Medifab / Jay Fusion	227kgs	N/A

Ordering code	Supplier ID	Description	Price break
CU488	1713-01-JFUSION1414	14x14in, max user weight: 136kg	\$750-\$1000
CU489	1713-01-JFUSION1416	14x16in, max user weight: 136kg	\$750-\$1000
CU490	1713-01-JFUSION1418	14x18in, max user weight: 136kg	\$750-\$1000
CU491	1713-01-JFUSION1614	16x14in, max user weight: 136kg	\$750-\$1000
CU492	1713-01-JFUSION1616	16x16in, max user weight: 136kg	\$750-\$1000
CU493	1713-01-JFUSION1618	16x18in, max user weight: 136kg	\$750-\$1000
CU494	1713-01-JFUSION1620	16x20in, max user weight: 136kg	\$750-\$1000
CU495	1713-01-JFUSION1816	18x16in, max user weight: 136kg	\$750-\$1000 CU495 1713-
CU496	1713-01-JFUSION1818	18x18in, max user weight: 136kg	\$750-\$1000
CU497	1713-01-JFUSION1820	18x20in, max user weight: 136kg	\$750-\$1000
CU498	1713-01-JFUSION2018	20x18in, max user weight: 136kg	\$750-\$1000
CU499	1713-01-JFUSION2020	20x20in, max user weight: 136kg	\$750-\$1000
CU500	1713-01-JFUSION2022	20x22in, max user weight: 136kg	\$750-\$1000
CU501	1713-01-JFUSION2218	22x18in, max user weight: 227kg	\$1000-\$1500
CU502	1713-01-JFUSION2222	22x22in, max user weight: 227kg	\$750-\$1000
CU503	1713-01-JFUSION2223	22x23in, max user weight: 227kg	\$750-\$1000
CU504	1713-01-JFUSION2224	22x24in, max user weight: 227kg	\$750-\$1000

CU505	1713-01- JFUSION2420	24x20in, max user weight: 227kg	\$750-\$1000
CU506	1713-01- JFUSION2421	24x21in, max user weight: 227kg	\$750-\$1000
CU507	1713-01- JFUSION2422	24x22in, max user weight: 227kg	\$750-\$1000
CU508	1713-01- JFUSION2424	24x24in, max user weight: 227kg	\$750-\$1000

Cushion Roho Hybrid Elite Dual Value			Band 3
		Provides stability and support Adjustable air cells for pressure redistribution Easy to set up	
Assessor accreditations		Request requirements	
<ul style="list-style-type: none"> • Wheeled Mobility & Postural Management (Level 1 & provisional) • Wheeled Mobility & Postural Management (Level 2 & provisional) 		N/A	
Supplier / brand		Max user weight	Min user weight
Permobil / Roho		225kgs	N/A
Ordering code	Supplier ID	Description	Price break
CU541	CU4172.1	14x16in	\$1000-\$1500
CU542	CU4177.1	16x16in	\$750-\$1000
CU543	CU4179.1	16x18in	\$750-\$1000
CU544	CU4180.1	16x20in	\$750-\$1000
CU545	CU4184.1	18x16in	\$750-\$1000
CU546	CU4186.1	18x18in	\$750-\$1000
CU547	CU4187.1	18x20in	\$750-\$1000
CU548	CU4189.1	20x18in	\$750-\$1000
CU549	CU4190.1	20x20in	\$750-\$1000
CU550	CU4191.1	22x18in	\$750-\$1000
CU551	CU4192.1	22x20in	\$750-\$1000
CU552	CU4193.1	22x22in	\$750-\$1000
CU553	CU4194.1	24x18in	\$750-\$1000
CU554	CU4195.1	24x20in	\$750-\$1000



Wheelchair cushion, available in a range of sizes

Enhanced thigh and abductor support

Gel-foam

Max user weight varies by seat size

Up to 15" seat width - 90kg

16-20" seat width - 160kg

Sizes 22" and above known as Xella Classic - 225kg

Assessor accreditations		Request requirements	
<ul style="list-style-type: none"> Wheeled Mobility & Postural Management (Level 1 & provisional) Wheeled Mobility & Postural Management (Level 2 & provisional) 		N/A	
Supplier / brand		Max user weight	Min user weight
Medifab / Spex		225kgs	N/A
Ordering code	Supplier ID	Description	Price break
CU392	1105-0808-0HC	08x08in, max user weight: 90kg	\$750-\$1000
CU393	1105-0810-0HC	08x10in, max user weight: 90kg	\$750-\$1000
CU394	1105-1010-0HC	10x10in, max user weight: 90kg	\$500-\$750
CU395	1105-1012-0HC	10x12in, max user weight: 90kg	\$500-\$750
CU396	1105-1212-0HC	12x12in, max user weight: 90kg	\$500-\$750
CU397	1105-1214-0HC	12x14in, max user weight: 90kg	\$500-\$750
CU398	1105-1414-0HC	14x14in, max user weight: 90kg	\$500-\$750
CU399	1105-1416-0HC	14x16in, max user weight: 90kg	\$500-\$750
CU400	1105-1616-0HC	16x16in, max user weight: 160kg	\$500-\$750
CU401	1105-1618-0HC	16x18in, max user weight: 160kg	\$500-\$750
CU402	1105-1620-0HC	16x20in, max user weight: 160kg	\$750-\$1000
CU403	1105-1816-0HC	18x16in, max user weight: 160kg	\$500-\$750
CU404	1105-1818-0HC	18x18in, max user weight: 160kg	\$750-\$1000
CU405	1105-1820-0HC	18x20in, max user weight: 160kg	\$750-\$1000
CU406	1105-2018-0HC	20x18in, max user weight: 160kg	\$750-\$1000
CU407	1105-2020-0HC	20x20in, max user weight: 160kg	\$750-\$1000
CU408	1105-2022-0HC	20x22in, max user weight: 160kg	\$750-\$1000
CU409	1105-2218-0HC	Xella Classic: 22x18in, max user weight: 225kg	\$1000-\$1500
CU410	1105-2220-0HC	Xella Classic: 22x20in, max user weight: 225kg	\$750-\$1000
CU411	1105-2222-0HC	Xella Classic: 22x22in, max user weight: 225kg	\$750-\$1000
CU412	1105-2418-0HC	Xella Classic: 24x18in, max user weight: 225kg	\$750-\$1000
CU413	1105-2420-0HC	Xella Classic: 24x20in, max user weight: 225kg	\$750-\$1000
CU414	1105-2422-0HC	Xella Classic: 24x22in, max user weight: 225kg	\$750-\$1000
CU415	1105-2424-0HC	Xella Classic: 24x24in, max user weight: 225kg	\$750-\$1000



Cushion Spex Standard Contour
 Available in different sizes below
Max user weight varies by seat size
 Up to 15" seat width - 90kg
 16-20" seat width - 160kg
 Sizes 22" and above known as Xella Classic - 225kg

Assessor accreditations	Request requirements
<ul style="list-style-type: none"> Wheeled Mobility & Postural Management (Level 1 & provisional) Wheeled Mobility & Postural Management (Level 2 & provisional) 	N/A

Supplier / brand	Max user weight	Min user weight
Medifab / Spex	225kgs	N/A

Ordering code	Supplier ID	Description	Price break
CU352	1105-0808-OSC	08x08in, max user weight: 90kg	\$500-\$750
CU353	1105-0810-OSC	08x10in, max user weight: 90kg	\$500-\$750
CU354	1105-1010-OSC	10x10in, max user weight: 90kg	\$500-\$750
CU355	1105-1012-OSC	10x12in, max user weight: 90kg	\$500-\$750
CU255	1105-1212-OSC	12x12in, max user weight: 90kg	\$500-\$750
CU256	1105-1214-OSC	12x14in, max user weight: 90kg	\$500-\$750
CU257	1105-1414-OSC	14x14in, max user weight: 90kg	\$500-\$750
CU258	1105-1416-OSC	14x16in, max user weight: 90kg	\$500-\$750
CU356	1105-1418-OSC	14x18in Custom, max user weight: 90kg	\$500-\$750
CU259	1105-1616-OSC	16x16in, max user weight: 160kg	\$500-\$750
CU260	1105-1618-OSC	16x18in, max user weight: 160kg	\$500-\$750
CU357	1105-1620-OSC	16x20in, max user weight: 160kg	\$500-\$750
CU262	1105-1818-OSC	18x18in, max user weight: 160kg	\$750-\$1000
CU263	1105-1820-OSC	18x20in, max user weight: 160kg	\$750-\$1000
CU358	1105-1816-OSC	18x16in, max user weight: 160kg	\$750-\$1000
CU359	1105-2018-OSC	20x18in, max user weight: 160kg	\$750-\$1000
CU360	1105-2020-OSC	20x20in, max user weight: 160kg	\$750-\$1000
CU361	1105-2022-OSC	20x22in, max user weight: 160kg	\$750-\$1000
CU362	1105-2218-OSC	Xella Classic: 22x18in, max user weight: 225kg	\$1000-\$1500
CU363	1105-2220-OSC	Xella Classic: 22x20in, max user weight: 225kg	\$750-\$1000
CU364	1105-2222-OSC	Xella Classic: 22x22in, max user weight: 225kg	\$750-\$1000
CU365	1105-2418-OSC	Xella Classic: 24x18in Custom, max user weight: 225kg	\$750-\$1000
CU366	1105-2420-OSC	Xella Classic: 24x20in, max user weight: 225kg	\$750-\$1000
CU367	1105-2422-OSC	Xella Classic: 24x22in, max user weight: 225kg	\$750-\$1000
CU368	1105-2424-OSC	Xella Classic: 24x24in, max user weight: 225kg	\$750-\$1000



Wheelchair cushion, available in a range of sizes
 Super high medial and lateral contouring for stability and control
 Maintain pelvic stability with adjustable positioning base

Max user weight varies by seat size

Up to 15" seat width - 90kg

16-20" seat width - 160kg

Assessor accreditations	Request requirements
-------------------------	----------------------

<ul style="list-style-type: none"> • Wheeled Mobility & Postural Management (Level 1 & provisional) • Wheeled Mobility & Postural Management (Level 2 & provisional) 	N/A
--	-----

Supplier / brand	Max user weight	Min user weight
Medifab / Spex	160kgs	N/A

Ordering code	Supplier ID	Description	Price break
CU439	1105-0808-OSS	08x08in, max user weight: 90kg	\$750-\$1000
CU440	1105-0810-OSS	08x10in, max user weight: 90kg	\$750-\$1000
CU441	1105-1010-OSS	10x10in, max user weight: 90kg	\$750-\$1000
CU442	1105-1012-OSS	10x12in, max user weight: 90kg	\$750-\$1000
CU443	1105-1212-OSS	12x12in, max user weight: 90kg	\$750-\$1000
CU444	1105-1214-OSS	12x14in, max user weight: 90kg	\$750-\$1000
CU445	1105-1414-OSS	14x14in, max user weight: 90kg	\$750-\$1000
CU446	1105-1416-OSS	14x16in, max user weight: 90kg	\$750-\$1000
CU447	1105-1418-OSS	14x18in, max user weight: 90kg	\$1000-\$1500
CU448	1105-1616-OSS	16x16in, max user weight: 160kg	\$750-\$1000
CU449	1105-1618-OSS	16x18in, max user weight: 160kg	\$750-\$1000
CU450	1105-1620-OSS	16x20in, max user weight: 160kg	\$750-\$1000
CU451	1105-1816-OSS	18x16in, max user weight: 160kg	\$1000-\$1500
CU452	1105-1818-OSS	18x18in, max user weight: 160kg	\$750-\$1000
CU453	1105-1820-OSS	18x20in, max user weight: 160kg	\$750-\$1000
CU454	1105-2018-OSS	20x18in, max user weight: 160kg	\$1000-\$1500
CU456	1105-2022-OSS	20x22in, max user weight: 160kg	\$750-\$1000




Cushion height: 90mm
 Average weight: 1.25kg
 Pressure injury risk: Low - Very High
 Asymmetry - accommodation & correction mild
 Machine washable 60°C (without foam)

Assessor accreditations		Request requirements	
<ul style="list-style-type: none"> • Wheeled Mobility & Postural Management (Level 1 & provisional) • Wheeled Mobility & Postural Management (Level 2 & provisional) 		N/A	
Supplier / brand		Max user weight	Min user weight
Allied Medical Ltd / Vicair		200kgs	N/A
Ordering code	Supplier ID	Description	Price break
CU531	VCOCT9/4040	40x40cm	\$750-\$1000
CU532	VCOCT9/4045	40x45cm	\$750-\$1000
CU533	VCOCT9/4050	40x50cm	\$750-\$1000
CU534	VCOCT9/4540	45x40cm	\$750-\$1000
CU535	VCOCT9/4545	45x45cm	\$750-\$1000
CU536	VCOCT9/4550	45x50cm	\$750-\$1000
CU537	VCOCT9/5045	50x45cm	\$750-\$1000
CU538	VCOCT9/5050	50x50cm	\$750-\$1000
CU539	VCOCT9/5550	55x50cm	\$750-\$1000
CU540	VCOCT9/6050	60x50cm	\$750-\$1000



Dreamline Support Cushion
 35mm high contouring
 Sunmate visco-elastic foam overlay
 4-way stretch water-resistant incontinence cover
 Outer breathable moisture wicking cover
 Includes a set of 4 positioning pads for pelvic obliquity
 100% urethane foam inner (no Latex)

Assessor accreditations		Request requirements	
<ul style="list-style-type: none"> • Wheeled Mobility & Postural Management (Level 1 & provisional) • Wheeled Mobility & Postural Management (Level 2 & provisional) 		N/A	
Supplier / brand		Max user weight	Min user weight
Permobil / Dreamline		120kgs	N/A
Ordering code	Supplier ID	Description	Price break
CU369	DSC0808	08x08in	\$750-\$1000
CU370	DSC0810	08x10in	\$750-\$1000
CU371	DSC1010	10x10in	\$750-\$1000
CU372	DSC1012	10x12in	\$750-\$1000
CU373	DSC1212	12x12in	\$750-\$1000
CU374	DSC1214	12x14in	\$750-\$1000
CU375	DSC1414	14x14in	\$750-\$1000
CU376	DSC1416	14x16in	\$750-\$1000
CU377	DSC1418	14x18in	\$750-\$1000
CU378	DSC1616	16x16in	\$750-\$1000
CU379	DSC1618	16x18in	\$750-\$1000
CU380	DSC1620	16x20in	\$750-\$1000
CU381	DSC1816	18x16in	\$750-\$1000
CU382	DSC1818	18x18in	\$750-\$1000
CU383	DSC1820	18x20in	\$750-\$1000
CU384	DSC2018	20x18in	\$750-\$1000
CU385	DSC2020	20x20in	\$750-\$1000
CU386	DSC2218	22x18in	\$750-\$1000
CU387	DSC2220	22x20in	\$750-\$1000
CU388	DSC2222	22x22in	\$750-\$1000
CU389	DSC2420	24x20in	\$750-\$1000
CU390	DSC2422	24x22in	\$750-\$1000
CU391	DSC2424	24x24in	\$750-\$1000



Spex T-Shape contouring cell cube foam unit
 Outer anti-shear breathable cover
 Aluminium shell with T-Shape plates
 Positioning wedges
 Standard hardware: quad mount
Max user weight varies by seat size
Note: Heavy duty hardware increases weight limit.
 Up to 15" seat width - 90kg (adding heavy duty hardware increases to 136kg)
 16" - 20" seat widths - 160 kg (adding heavy duty hardware increases to 180kg)

Assessor accreditations		Request requirements	
<ul style="list-style-type: none"> Wheeled Mobility & Postural Management (Level 1 & provisional) Wheeled Mobility & Postural Management (Level 2 & provisional) 		N/A	
Supplier / brand		Max user weight	Min user weight
Medifab / Spex		180kgs	N/A
Ordering code	Supplier ID	Description	Price break
BR135	1255-1012-0TS	10x12, max user weight: 90kg	\$1000-\$1500
BR136	1255-1014-0TS	10x14, max user weight: 90kg	\$1000-\$1500
BR137	1255-1016-0TS	10x16, max user weight: 90kg	\$1000-\$1500
BR138	1255-1214-0TS	12x14, max user weight: 90kg	\$1000-\$1500
BR139	1255-1216-0TS	12x16, max user weight: 90kg	\$1000-\$1500
BR140	1255-1218-0TS	12x18, max user weight: 90kg	\$1000-\$1500
BR141	1255-1416-0TS	14x16, max user weight: 90kg	\$1000-\$1500
BR142	1255-1418-0TS	14x18, max user weight: 90kg	\$1000-\$1500
BR143	1255-1420-0TS	14x20, max user weight: 90kg	\$1000-\$1500
BR144	1255-1618-0TS	16x18, max user weight: 160kg	\$1000-\$1500
BR145	1255-1620-0TS	16x20, max user weight: 160kg	\$1000-\$1500
BR146	1255-1623-0TS	16x23, max user weight: 160kg	\$1000-\$1500
BR147	1255-1818-0TS	18x18, max user weight: 160kg	\$1000-\$1500
BR148	1255-1820-0TS	18x20, max user weight: 160kg	\$1000-\$1500
BR149	1255-1823-0TS	18x23, max user weight: 160kg	\$1000-\$1500
BR150	1255-2018-0TS	20x18, max user weight: 160kg	\$1000-\$1500
BR151	1255-2020-0TS	20x20, max user weight: 160kg	\$1000-\$1500
BR152	1255-2023-0TS	20x23, max user weight: 160kg	\$1000-\$1500



Vicair Adjuster O2 10 cushion
SmartCells
Comes with Vicair Comfair cover as standard

Assessor accreditations		Request requirements	
<ul style="list-style-type: none"> Wheeled Mobility & Postural Management (Level 1 & provisional) Wheeled Mobility & Postural Management (Level 2 & provisional) 		N/A	
Supplier / brand		Max user weight	Min user weight
Allied Medical Ltd / Vicair		250kgs	N/A
Ordering code	Supplier ID	Description	Price break
CU458	VCOAD10/CC/3540	Size 35x40	\$750-\$1000
CU459	VCOAD10/CC/4040	Size 40x40	\$750-\$1000
CU460	VCOAD10/CC/4045	Size 40x45	\$750-\$1000
CU461	VCOAD10/CC/4050	Size 40x50	\$750-\$1000
CU462	VCOAD10/CC/4540	Size 45x40	\$750-\$1000
CU463	VCOAD10/CC/4545	Size 45x45	\$750-\$1000
CU464	VCOAD10/CC/4550	Size 45x50	\$750-\$1000
CU465	VCOAD10/CC/5045	Size 50x45	\$750-\$1000
CU466	VCOAD10/CC/5050	Size 50x50	\$750-\$1000
CU467	VCOAD10/CC/5550	Size 55x50	\$750-\$1000
CU468	VCOAD10/CC/6050	Size 60x50	\$750-\$1000



Comes with Vicair Comfair cover as standard

Assessor accreditations		Request requirements	
N/A		N/A	
Supplier / brand		Max user weight	Min user weight
Allied Medical Ltd / Vicair		250kgs	N/A
Ordering code	Supplier ID	Description	Price break
CU469	VCOVR10/CC/3540	35x40cm	\$750-\$1000
CU470	VCOVR10/CC/4040	40x40cm	\$750-\$1000
CU471	VCOVR10/CC/4045	40x45cm	\$750-\$1000
CU472	VCOVR10/CC/4050	40x50cm	\$750-\$1000
CU473	VCOVR10/CC/4540	45x40cm	\$750-\$1000
CU474	VCOVR10/CC/4545	45x45cm	\$750-\$1000
CU475	VCOVR10/CC/4550	45x50cm	\$750-\$1000
CU476	VCOVR10/CC/5045	50x45cm	\$750-\$1000
CU477	VCOVR10/CC/5050	50x50cm	\$750-\$1000
CU478	VCOVR10/CC/5550	55x50cm	\$750-\$1000



Karma BT10
 Folding
Base unit includes:
 Frame sizes: 22x18, 22x20, 24x20, 26x20
 Tension adjustable back upholstery
 Solid seat base
 Swingaway 70 degree legrests with angle adjustable footplates
 Flip back armrests fixed height
 Angle adjustable backrest (from -5 degrees to +15 degrees)
 2 point hip belt
 Calf strap
 Swingaway antitippers
 Basic foam cushion
 Dual brake system attendant brake as well as manual brake on each wheel
 Rear wheel 24" pneumatic
 Castor 7 x 1 3/4"
 Standard seat to floor height 18" (is adjustable)

Assessor accreditations		Request requirements	
<ul style="list-style-type: none"> Wheeled Mobility & Postural Management (Level 1 & provisional) Wheeled Mobility & Postural Management (Level 2 & provisional) 		<ul style="list-style-type: none"> MWC specification form (EMS) Supplier quote (EMS) 	
Supplier / brand		Max user weight	Min user weight
Allied Medical Ltd / Karma		250kgs	N/A
Ordering code	Supplier ID	Description	Price break
WC348	KMBT102220	Size (width x depth): 22x20	\$4000-\$4500
WC349	KMBT102420	Size (width x depth): 24x20	\$4000-\$4500
WC350	KMBT102620	Size (width x depth): 26x20	\$4000-\$4500



Stallion Bariatric
 Rigid
Base unit includes:
 Frame sizes: 22, 24, 26x18, 20, 22, 24
 Swing away or drop in swing away footplates
 5 or 6" castor, narrow or wide with alloy hub
 Push to lock brakes
 Stainless steel anti-tips
 Standard wheel sizes 24" bariatric wheels
 Standard Sling and Tension adjustable back upholstery
 Leg strap or heel loops
 Impact guards
 Colour Red, blue, black or silver

Assessor accreditations		Request requirements	
<ul style="list-style-type: none"> Wheeled Mobility & Postural Management (Level 2 & provisional) 		<ul style="list-style-type: none"> MWC specification form (EMS) Supplier quote (EMS) 	
Supplier / brand		Max user weight	Min user weight
Melrose Kiwi Concept Chairs / Stallion		250kgs	N/A
Ordering code	Supplier ID	Description	
WC298	90100B	Stallion Bariatric base unit	
			Price break
			\$4500-\$5000



TiLite AeroX
 Folding
Base unit includes:
 Swingaway Legrests 85 deg standard, also available in 70, 80 and 90 deg, as well as fixed front end
 Composite Flip Up Footplates height adjustable
 Composite Casters either 4, 5, or 6"
 Composite Push or Pull 2 Lock Brakes
 Seat upholstery and padded backrest upholstery adjustable slide in seat sling
 Height Adjustable Fixed Angle Back Canes 90 deg or with 8 deg bend
 Integrated Push Handles
 TiLite Shadow Rear Wheel 22", 24", 25" or 26"
 Silver Anodized Handrim
 Tyre Treaded or Smooth
 TiLite Stainless Quick Release Axles
 Camber 0, 2, 4, 6 deg
 Fully adjustable seat-to-floor heights and centre of gravity
 Colour red, blue, black or silver
Maximum user weight range:
 120kg standard and 159kg heavy duty

Assessor accreditations		Request requirements	
<ul style="list-style-type: none"> Wheeled Mobility & Postural Management (Level 2 & provisional) 		<ul style="list-style-type: none"> MWC specification form (EMS) Supplier quote (EMS) 	
Supplier / brand		Max user weight	Min user weight
Permobil / TiLite		159kgs	N/A
Ordering code	Supplier ID	Description	
WC282	AXFSI	Size (width x depth): 12-22x12-20	
			Price break
			\$3000-\$3500



Quickie 2
Folding
Base unit includes:
DAB depth & angle adjustable backrest
24" lite spoke rear wheels
Anodised push rims
Marathon plus tyres 5" x 1.5" semi-pneumatic castors
Single post height adjustable armrests with full length pads
80-degree swingaway footrest hangers
Aluminium angle adjustable footplates
16" high 3DX tension adjustable back upholstery
Integrated push handles
Anti-tips
Colour is black opal
Maximum user weight range:
136kg standard and 158kg heavy duty

Assessor accreditations		Request requirements	
<ul style="list-style-type: none"> Wheeled Mobility & Postural Management (Level 2 & provisional) 		<ul style="list-style-type: none"> MWC specification form (EMS) Supplier quote (EMS) 	
Supplier / brand		Max user weight	Min user weight
Medifab / Quickie		158kgs	N/A
Ordering code	Supplier ID	Description	Price break
WC278	1571	Size (width x depth): 12-19x12-19	\$3500-\$4000
WC279	1571	Size (width x depth): 12-19x20 & 20x12-19	\$5000-\$5500
WC280	1571-2020-001	Size (width x depth): 20x20	\$5500-\$6000
WC281		Fully scripted	



Hawk

Rigid

Base unit includes:

Hawk Aluminium

Frame sizes: 16–20x16–20 in inch increments

Fixed front

4,5 or 6" castor, narrow or wide with plastic hub

Push to lock brakes

Anti-tips

Standard wheel sizes 24 to 26"

Standard Sling and Tension adjustable back upholstery

Leg strap

Impact guards

Colour Red, blue, black or silver

Hawk Titanium

Frame sizes: 16–20x16–20 in inch increments

Fixed front

4,5 or 6" castor, narrow or wide with plastic hub

Push to lock brakes

Anti-tips

Standard wheel sizes 24 to 26"

Standard Sling and Tension adjustable back upholstery

Leg strap

Impact guards

Colour standard titanium finish

Hawk Growable

Frame sizes: 14x13–16

Fixed front

4 or 5" castor, narrow or wide with plastic hub

Push to lock brakes

Anti-tips

Standard wheel sizes 20,22 or 24"

Standard sling and back upholstery

Leg strap

Impact guards

Colour Red, blue, black or silver

Assessor accreditations		Request requirements	
<ul style="list-style-type: none"> Wheeled Mobility & Postural Management (Level 2 & provisional) 		<ul style="list-style-type: none"> MWC specification form (EMS) Supplier quote (EMS) 	
Supplier / brand		Max user weight	Min user weight
Melrose Kiwi Concept Chairs / Hawk		100kgs	N/A
Ordering code	Supplier ID	Description	Price break
WC293	90420A	Size: 16–20x16–20, aluminium base unit	\$4500–\$5000
WC294	90420	Size: 16–20x16–20, titanium base unit	\$6000–\$6500
WC295		Size: 14x13–16, growable base unit	\$5500–\$6000



TiLite ZRA
Rigid
Base unit includes:
Front Frame Angle 85 deg standard, also available in 70, 80 and 90 deg, as well as fixed front end
Footrest Width Taper no taper, 1.5" or 3.5"
Angle Adjustable Footplate height adjustable
Composite Casters 4, 5, or 6"
Composite Push or Pull 2 Lock Brakes
Bolt-On Tension Adj. Seat Upholstery
Padded Backrest Upholstery
Height/Angle adjustable Folding Backrest
Aluminium Back Release Bar
Integrated Push Handles
Aluminium Camber Tube 0, 2, 4, 6 Deg Camber
TiLite Shadow Rear Wheel 20", 22", 24", 25" or 26"
Silver Anodized Handrim
Tyre Treaded or Smooth
TiLite Stainless Quick Release Axles
Camber 0, 2, 4 or 6 deg
Fully adjustable seat-to-floor heights and centre of gravity
Colour red, blue, black or titanium satin
Maximum user weight range:
120kg standard and 136kg Heavy Duty

Assessor accreditations		Request requirements		
<ul style="list-style-type: none"> Wheeled Mobility & Postural Management (Level 2 & provisional) 		<ul style="list-style-type: none"> MWC specification form (EMS) Supplier quote (EMS) 		
Supplier / brand		Max user weight	Min user weight	
Permobil / TiLite		136kgs	N/A	
Ordering code	Supplier ID	Description		Price break
WC296	Z2FS2	Size (width x depth): 10-20x10-20		\$5000-\$5500



Ki Rogue
Rigid
Base unit includes:
Frame sizes: 12-19x14-19
Tubular open footplate
Selection of 70,75,80 or 85
3,4,5 or 6" x 1 poly castor
Standard seat upholstery and padded backrest upholstery
Height adjust back canes
20, 22, 24, 25, 26 standard spoke wheels and
Aluminum anodised pushrims, street pneumatic tyres and quick release axles
Brake options push to lock, push to lock flush mount or pull to lock
0,2,4,6, or 8 deg camber

Assessor accreditations		Request requirements	
<ul style="list-style-type: none"> Wheeled Mobility & Postural Management (Level 2 & provisional) 		<ul style="list-style-type: none"> MWC specification form (EMS) Supplier quote (EMS) 	
Supplier / brand		Max user weight	Min user weight
Allied Medical Ltd / Ki		100kgs	N/A
Ordering code	Supplier ID	Description	Price break
WC292	KIROGUEXXXXXX	Ki Rogue base unit, size (width x depth): 12-19x14-19	\$3000-\$3500



Ki Rogue
Rigid
Base unit includes:
Ki Rogue XP Growable
Frame sizes: 10-18x10-19 with up to 3inch built in depth adjustment
Fixed frame with built in growth, straight or tapered tubular open footplate
Selection of 70,75,80 or 85 degree frame bend.
3,4,5 or 6" x 1 poly castor
Standard seat upholstery and padded backrest upholstery
Height adjust back canes
18,20,22,24 or 25" std spoke wheels options with Aluminum Anodised Pushrims,
Street pneumatic tyres, Quick release axles
Brake options push to lock, push to lock flush mount or pull to lock
Camber options -0,2,4,6, or 8 deg camber

Assessor accreditations		Request requirements	
<ul style="list-style-type: none"> Wheeled Mobility & Postural Management (Level 2 & provisional) 		<ul style="list-style-type: none"> MWC specification form (EMS) Supplier quote (EMS) 	
Supplier / brand		Max user weight	Min user weight
Allied Medical Ltd / Ki		90kgs	N/A
Ordering code	Supplier ID	Description	Price break
WC291	KIROGUEXXXXXX	Ki Rogue XP Growable base unit, size 10-18x10-19	\$3000-\$3500



Quickie Iris
Rigid
Base unit includes:
Quickie Iris Medium
Frame sizes: 14-20"x16-20"
True-fit Growth Program
Tie downs
Width adjusting system
Medium seat frame
6" x 1.5" semi pneumatic front castors
16" Rear mag wheels; pneumatic
80° legrest hangers with angle adjustable footplates
Single post height adjustable arm supports with fulllength pads
Height adjustable push handle
Growable seat pan
Anti-tips
Black Opal frame colour
Foot operated tilt and brakes

Quickie Iris Long
Frame sizes: 14-20"x18-22"
True-fit Growth Program
Tie downs
Width adjusting system
Long seat frame
6" x 1.5" semi pneumatic front castors
16" Rear mag wheels; pneumatic
80° legrest hangers with angle adjustable footplates
Single post height adjustable arm supports with fulllength pads
Height adjustable push handle
Growable seat pan
Anti-tips
Black Opal frame colour
Foot operated tilt and brakes

Max user weight range:
136kg standard and 181kg heavy duty

Assessor accreditations		Request requirements		
<ul style="list-style-type: none"> Wheeled Mobility & Postural Management (Level 2 & provisional) Wheeled Mobility & Postural Management (Level 1 & provisional) 		<ul style="list-style-type: none"> MWC specification form (EMS) Supplier quote (EMS) 		
Supplier / brand		Max user weight	Min user weight	
Medifab / Quickie		181kgs	N/A	
Ordering code	Supplier ID	Description		Price break
WC283	1567-00	Medium - size (width x depth): 14-20"x16-20"		\$5000-\$5500
WC284	1567-01	Long -size: (width x depth): 14-20"x18-22"		\$5500-\$6000



Zippie Iris

Rigid

Base unit includes:

- Frame sizes: 10-14x10-18
- True-fit Growth Program
- Tie downs
- Width adjusting system
- Short, medium and long seat frame
- 5" x 1.5" semi pneumatic front castors
- 16" Rear mag wheels; pneumatic
- 90° leg rest hangers with angle adjustable footplates
- Offset hanger mounts
- Single post height adjustable arm supports with full-length pads
- Height adjustable push handle
- Growable seat pan
- Anti-tips
- Black Opal frame colour
- Foot operated tilt
- Foot operated brakes

Assessor accreditations		Request requirements		
<ul style="list-style-type: none"> • Wheeled Mobility & Postural Management (Level 1 & provisional) • Wheeled Mobility & Postural Management (Level 2 & provisional) 		<ul style="list-style-type: none"> • MWC specification form (EMS) • Supplier quote (EMS) 		
Supplier / brand		Max user weight	Min user weight	
Medifab / Zippie		102kgs	N/A	
Ordering code	Supplier ID	Description		Price break
WC285	1562	Size 10-14x10-18		\$4000-\$4500



Solara 3G
 Rigid
Base unit includes:
 Frame sizes: 12-24x12-22
 Width and Depth Adjustable Frame
 Tilt in Space Frame
 Stroller Handles
 Foot operated brake
 Foot operated tilt
 12" or 24" Rear Wheels
 70 Degree Swingaway Legrests with angle adjustable footplates
 Dual post flip back, height adjustable armrest with full length armpad
 2 Point Freedom belt
 Tie Downs
 Colour Black

Assessor accreditations		Request requirements		
<ul style="list-style-type: none"> Wheeled Mobility & Postural Management (Level 1 & provisional) Wheeled Mobility & Postural Management (Level 2 & provisional) 		<ul style="list-style-type: none"> MWC specification form (EMS) Supplier quote (EMS) 		
Supplier / brand		Max user weight	Min user weight	
Invacare / Solara		136kgs	N/A	
Ordering code	Supplier ID	Description		Price break
WC286		Solara 3G base unit, seat size (width x depth): 12-24x12-22		\$4500-\$5000



Condor
Folding
Base unit includes:
Condor Aluminium
Frame sizes: 14-20x16-22 in inch increments
Swing away leg rest with plastic footplates
Drop in or fixed front
4,5 or 6" castor, narrow or wide with plastic hub
Push handles in back cane
Push to lock brakes
Anti-tips
Standard wheel sizes 12 to 26"
Standard Sling and Tension adjustable back upholstery
Leg strap or heel loops
Impact guards
Colour Red, blue, black or silver
Condor Titanium
Frame sizes: 14-20x16-22 in inch increments
Swing away leg rest with plastic footplates
Drop in or fixed front
4,5 or 6" castor, narrow or wide with plastic hub
Push handles in back cane
Push to lock brakes
Anti-tips
Standard wheel sizes 12 to 26"
Standard Sling and Tension adjustable back upholstery
Leg strap or heel loops
Impact guards
Colour standard titanium finish

Assessor accreditations		Request requirements	
<ul style="list-style-type: none"> Wheeled Mobility & Postural Management (Level 2 & provisional) 		<ul style="list-style-type: none"> MWC specification form (EMS) Supplier quote (EMS) 	
Supplier / brand		Max user weight	Min user weight
Melrose Kiwi Concept Chairs / Condor		125kgs	N/A
Ordering code	Supplier ID	Description	Price break
WC276		Condor Aluminium base unit, seat size (width x depth): 14-20x16-22	\$3500-\$4000
WC277		Condor Titanium base unit, seat size (width x depth): 14-20x16-22	\$6500-\$7000



Melrose Condor Junior

Base Unit Includes:

Frame sizes available between 8" – 14" (adult version starts at 14")

Ability to grow width with growth kit

Seat depth between 8" – 14" with growth of 2 or 3" built in

Swing away leg rest

4, 5 or 6" castors, narrow or wide plastic hub

Push handles in back canes if required

Push to lock brakes

Anti-tips

Standard wheel sizes: 12.5" transit, 16" or 22" composite,

18" 20" or 22" spoked wheels

Various options of tyre – depending on size (either std 1 3/8, HP tread or smooth, or solid)

Standard sling and tension adjustable back upholstery and fabric skirt guards

Child seat belt with Plastic buckle

Leg strap or heel loops if required

Impact guards

Colour: Red, Blue, Silver or black

Assessor accreditations		Request requirements		
<ul style="list-style-type: none"> Wheeled Mobility & Postural Management (Level 2 & provisional) 		<ul style="list-style-type: none"> MWC specification form (EMS) Supplier quote (EMS) 		
Supplier / brand		Max user weight	Min user weight	
Melrose Kiwi Concept Chairs / Condor Junior		60kgs	N/A	
Ordering code	Supplier ID	Description		Price break
WC339	90050	Seat size (width x depth): 8-14x8-14		\$3500-\$4000



Melrose Kea

Base unit includes:

- Frame sizes 8-15x8-16 (including growth)
- Growth 2-3" width (depending on chair size)
- Growth 2-3" depth (depending on chair size)
- One piece flip back, or fixed angle adjustable footplate
- 4, 5 or 6" castors, narrow or wide plastic hub
- Push handles in back canes or stroller handle can be fitted
- Push to lock brakes
- Anti-tips
- Standard wheel sizes: 12.5" transit, 16" or 22" composite, 18" 20" or 22" spoked wheels
- Various options of tyre – depending on size (either std 1 3/8, HP tread or smooth, or solid)
- Standard sling and tension adjustable back upholstery and fabric skirt guards
- Child seat belt with Plastic buckle
- Leg strap or heel loops
- Impact guards
- Colour: Red, Blue, Silver or black

Assessor accreditations		Request requirements		
<ul style="list-style-type: none"> • Wheeled Mobility & Postural Management (Level 2 & provisional) 		<ul style="list-style-type: none"> • MWC specification form (EMS) • Supplier quote (EMS) 		
Supplier / brand		Max user weight	Min user weight	
Melrose Kiwi Concept Chairs / Kea		60kgs	N/A	
Ordering code	Supplier ID	Description		Price break
WC334	90700	Seat size (width x depth): 8-15x8-16 (inc growth)		\$3500-\$4000



TiLite Twist

Base unit includes:

TiLite Twist

Frame sizes 8-15x 8-16 with 3" adjustment width and depth

Available in 4 colours Red, Blue, Black, Silver and Black Anodized accessories

70, 80 or 90° Front Frame Angle

Angle Adjustable Footplate

Folding Back Canes that Lock when Folded

Integrated Adjustable Height Push Handles

0 - 12° Camber

4x0.75" or 5x1" Castors

18-24" TiLite Shadow Wheels

Pneumatic Treaded or Slick Tyres

Aluminium Silver or Black Long Tab Push rims

Push or Pull to Lock Brakes

Velcro Adjustable Back and Seat Upholstery

Assessor accreditations		Request requirements		
<ul style="list-style-type: none"> Wheeled Mobility & Postural Management (Level 2 & provisional) 		<ul style="list-style-type: none"> MWC specification form (EMS) Supplier quote (EMS) 		
Supplier / brand		Max user weight	Min user weight	
Permobil / TiLite		75kgs	N/A	
Ordering code	Supplier ID	Description		Price break
WC333	TWFS2	Seat size (width x depth): 8-15x8-16		\$3500-\$4000



Stallion
Rigid
Base unit includes:
Stallion Aluminium
Frame sizes: 14-20x14-20 in inch increments
Swing away leg rest with plastic footplates
Drop in or fixed front
4,5 or 6" castor, narrow or wide with plastic hub
Push to lock brakes
Anti-tips
Standard wheel sizes 12 to 26"
Standard Sling and Tension adjustable back upholstery
Leg strap or heel loops
Impact guards
Colour: Red, blue, black or silver
Stallion Titanium
Frame sizes: 14-20x14-20 in inch increments
Swing away leg rest with plastic footplates
Drop in or fixed front
4,5 or 6" castor, narrow or wide with plastic hub
Push to lock brakes
Anti-tips
Standard wheel sizes 12 to 26"
Standard Sling and Tension adjustable back upholstery
Leg strap or heel loops
Impact gaurds
Colour: standard titanium finish
Note: Max user weight
14-16: 115kg
18+: 165kg

Assessor accreditations		Request requirements	
<ul style="list-style-type: none"> Wheeled Mobility & Postural Management (Level 2 & provisional) 		<ul style="list-style-type: none"> MWC specification form (EMS) Supplier quote (EMS) 	
Supplier / brand		Max user weight	Min user weight
Melrose Kiwi Concept Chairs / Stallion		N/A	N/A
Ordering code	Supplier ID	Description	Price break
WC287		Stallion Aluminium base unit, size 14-20x14-20	\$3500-\$4000
WC288		Stallion Titanium base unit, size 14-20x14-20	\$7000-\$7500



Base unit includes:

Ki Rogue 2

Seat Width 12-20"

Seat Depth 14-20"

The intuitive Caster Angle Adjustment System makes it easy to get perfect alignment at any seat angle

Using one tool and no disassembly, change the backrest angle with the rider in the chair. Simply insert your allen key and rotate Ergonomic rubberised grip makes putting the anti-tips into any of the three achievable positions effortless

The lightest transport weight is just 4.8kgs

Adjustable frame options with 0.5, 1 or 2 inches of depth adjustment

Ki Relaxed back – offers user adjustable back angles for a more relaxed position

20,22,24 Wheels

Assessor accreditations		Request requirements	
<ul style="list-style-type: none"> Wheeled Mobility & Postural Management (Level 2 & provisional) 		<ul style="list-style-type: none"> MWC specification form (EMS) Supplier quote (EMS) 	
Supplier / brand		Max user weight	Min user weight
Allied Medical Ltd / Ki		125kgs	N/A
Ordering code	Supplier ID	Description	Price break
WC343	KIROGUE21616STDNAVY	16x16-17	\$3500-\$4000
WC344	KIROGUE21618STDNAVY	16x18-19	\$3500-\$4000
WC345	KIROGUE21816STDNAVY	18x16-19	\$3500-\$4000
WC292	KIROGUE22018STDNAVY	20x18-20	\$3500-\$4000