




# Comparison Chart


## Lateral Turning Equipment

This list provides a starting point for assessors who are looking at equipment options from a range of suppliers.

This list includes some options requested through Enable New Zealand and does not include all options available in NZ. Information is current as of the date shown in the footer and subject to change.

Product name	Image	Safe working load (kg)	Supplier and Product Details
TurnAll (Levabo)		<p>225kg Bariatric mattress: 300kg</p>	<p><b>Supplier:</b> Active Healthcare  <b>Product Details:</b></p> <ul style="list-style-type: none"> <li>• To be used between the bed base and mattress</li> <li>• 30 degrees of lateral tilt with 5 degrees opposite side support</li> <li>• Cycle time: 30min, 60min and 90min intervals</li> <li>• Side isolation: Can isolate turning to just one side via an adapter (separate item in quote)</li> </ul> <p><b>Dimensions:</b></p> <ul style="list-style-type: none"> <li>• W850mm x L2000mm</li> <li>• Bariatric mattress: W1100mm x L2000mm</li> </ul> <p><b>Website link:</b> <a href="https://activehealthcare.co.nz/products/pressure-care/pressure-relief-aids/turnall/">https://activehealthcare.co.nz/products/pressure-care/pressure-relief-aids/turnall/</a>  <b>Active Healthcare video link:</b> <a href="https://activehealthcare.co.nz/webinar/">https://activehealthcare.co.nz/webinar/</a> (password: active)</p>

Product name	Image	Safe working load (kg)	Supplier and Product Details
Toto Lateral Turning System		250kg	<p><b>Supplier:</b> Cubro</p> <p><b>Product Details:</b></p> <ul style="list-style-type: none"> <li>To be used between the bed base and mattress</li> <li>25 degrees of lateral tilt</li> <li>Cycle time: 30min, 60min, 120min, 180min, 240min</li> <li>Side isolation: turning can be isolated to a single side if required</li> <li>Recommended to be used with side rails</li> </ul> <p><b>Dimensions:</b> W750mm x L1800mm</p> <ul style="list-style-type: none"> <li>Cubro indicates it can be used for single bed (900mm wide) and if the unit and client are positioned well (in the centre of the bed and mattress), it can be used on a super single bed (1100mm wide)</li> </ul> <p><b>Website link:</b> <a href="https://www.cubro.co.nz/healthcare-products/pressure-care/lateral-turning-systems/toto-lateral-system">https://www.cubro.co.nz/healthcare-products/pressure-care/lateral-turning-systems/toto-lateral-system</a></p> <p><b>Cubro video - How the system works:</b> <a href="https://www.youtube.com/watch?v=-esTAJJsHsE&amp;t=66s">https://www.youtube.com/watch?v=-esTAJJsHsE&amp;t=66s</a></p> <p><b>Cubro webinar on Toto system:</b> <a href="https://www.youtube.com/watch?v=DB7St-5BcQM">https://www.youtube.com/watch?v=DB7St-5BcQM</a></p>
Vendlet V5S Turning System		V5S: 200kg V5S+ Bariatric: 400kg Minimum user weight: 40kg	<p><b>Supplier:</b> Cubro</p> <p><b>Product Details:</b></p> <ul style="list-style-type: none"> <li>To be used on top of a mattress</li> <li>Electronic turning sheet</li> <li>Adjustable turning speeds: 50%, 75% or 100%</li> <li>Electric height adjustable rails</li> <li>Bed width is not critical as extra wide turning sheets available – check with Cubro</li> <li>Single, super single, double</li> <li>Check with Cubro whether the Vendlet is compatible with current bed</li> </ul> <p><b>Dimensions:</b> W75mm x L2000mm on either side of bed</p> <p><b>Website link:</b> <a href="https://www.cubro.co.nz/healthcare-products/moving-and-handling/lifting-and-transfer-aids/vendlet-v5s-turning-system">https://www.cubro.co.nz/healthcare-products/moving-and-handling/lifting-and-transfer-aids/vendlet-v5s-turning-system</a></p>

Product name	Image	Safe working load (kg)	Supplier and Product Details
TurnAid Turning System		<p>350kg Minimum user weight: 40kg</p>	<p><b>Supplier:</b> Cubro</p> <p><b>Product Details:</b></p> <ul style="list-style-type: none"> <li>• To be used on top of a mattress</li> <li>• Electronic turning sheet</li> <li>• Adjustable turning speeds: 50%, 75% or 100%</li> <li>• Sides fold out and down (manual action)</li> <li>• Can be used on a single or super single sized bed</li> <li>• Foot and/or hand control</li> <li>• Compatible with extra low beds</li> <li>• Check with Cubro whether the TurnAid is compatible with current bed</li> </ul> <p><b>Dimensions:</b></p> <ul style="list-style-type: none"> <li>• Single: W900mm x L1900mm x H570mm</li> <li>• Super Single: W1100mm x L1900mm x H570mm</li> </ul> <p><b>Website link:</b> <a href="https://www.cubro.co.nz/healthcare-products/moving-and-handling/lifting-and-transfer-aids/turnaid-safe-turning-system">https://www.cubro.co.nz/healthcare-products/moving-and-handling/lifting-and-transfer-aids/turnaid-safe-turning-system</a></p> <p><b>Cubro videos:</b></p> <p><a href="https://www.youtube.com/watch?v=c4_9JGumBWc&amp;t=155s">https://www.youtube.com/watch?v=c4_9JGumBWc&amp;t=155s</a></p> <p><a href="https://www.cubro.co.nz/assets/salesforce/0692x0000045cbxAAA/cubro20turnaid20systemmp4.mp4">https://www.cubro.co.nz/assets/salesforce/0692x0000045cbxAAA/cubro20turnaid20systemmp4.mp4</a></p>